



Gas Chromatography

<u>Content</u>	<u>Page</u>
Teknokroma Capillary Columns - General Information	16-19
Stationary Phase Cross Reference	20-21
TRB-1	22-23
TRB-1ht	24
TRB-1ht SimDist	24
TRB-1ms	25
TRB-Sulfur	26
TRB-Petrol	27
TRB-Petro. 150	28-29
TRB-50.2Pona	30
TRB-2887	30
TRB-5	31-32
TRB-5ht	33
TRB-Sterol	33
TRB-5ms	34-35
TRB-5Amine	36
MetAmine-VOL	37
TRB-5-625	38
TRB-G27	38
MTI-5	39-40
Meta.X5	41-42
Meta.X5 Triazine	43
Meta.XLB	43-44
TRB-1301	45
TRB-624	46-47
TRB-G43	47-48
TRB-14	49
TRB-20	50
TRB-35	51
TRB-1701	52
TRB-225	53
TRB-50	54
TRB-50ht	54
TRB-F50	55
TRB-PAG	56
SupraWax-280	56-59
TRB-WAX	59
TRB-FFAP	60
TRB-WAX.DB	61
TRB-WAXOmega	62
Meta.WAX	63
Meta.WAX 400	64
TR-CN100	64-66
TR-CRESOL	67
TR-17	67
Meta.VOC	68
TRB-608	68
TR-TCEP	69
MetaBLOOD 1 & MetaBLOOD 2	70
TRB-BIODIESEL	71-72
Teknokroma Microbore Columns (0.1 mm ID)	73-74
Custom Capillary Columns	75
Guard Columns (Retention Gap)	76-77

Teknokroma Metal Capillary Columns	77
Columns for Agilent GC 6850	77
USP Capillary Column Equivalents	78
EPA Test Methods	79-80
ASTM Methods	81-82
NIOSH Regulatory Methods	83-84
Packed Columns	85-87

Diskobolus™ Septa	88-92
Diskobolus™ Septa General Information	88-89
Diskobolus™ hsa (high sensitivity analysis)	90
Diskobolus™ as (auto-sampler)	90
Economy Diskobolus™ Blue Septa (Blue)	90
Diskobolus™ Septa Center Alignment Depression (CAD) for Improved Performance	90
Diskobolus™ BTO Premium Septa	91
Diskobolus™ Long Life Septa (LL)	91
Diskobolus™ Green Septa	91
Diskobolus™ Accessories	92

TEIDE™ Ferrules	93-96
TEIDE™ Ferrules General Information	93
Graphite Ferrules (100%)	94
Vespel/Graphite Ferrules	95
Vespel Ferrules	95
SilTite™ Ferrules for Agilent	96
Straight Ferrules	96
TEIDE™ Accessories	96

New Teknokroma Liners	97-101
Agilent Liners	97-98
Liners for Perkin Elmer	98
Liners for ThermoFinnigan	99
Liners for Shimadzu	100
Liners for Varian	100-101

Chart Paper	102
Helium Gas Leak Check	103
Teknokroma 2t Head Space Sampler	104-106
Headspace Vials & Accessories	107
Super-Clean Gas Filters	108-109
Click-On Inline Super-Clean™ Purifiers®	110
E-Line Cartridges	111
Maintenance - Kits and Tools	112-114

Gas Chromatography Applications

Chemical, Biological & Industrial	316-336
Environmental	337-366
Foods & Flavours	367-391
* See detailed Applications Index on page	315

Teknokroma has been at the forefront of chromatographic developments in Spain. From its beginnings at 1979, and in order to find the right solutions to the wide array of analytical problems that appear daily in a laboratory, Teknokroma has always been involved in the Spanish and European market, not only with columns from the leading world manufactures, but also of those of our own manufacture.

A few years ago, Teknokroma introduced the basic line of high resolution capillary columns (Teknokroma columns) which were very well received in the market.

Due to the on going research effort carried out by our Research Department in collaboration with the Consejo Superior de Investigaciones Científicas (CSIC) and the Instituto Químico de Sarriá (IQS) and the support obtained from various public administrations (CDTI, CIDEM, MINER and FCTAC) we have been able to continuously update and expand our product line with other stationary phases.

All of our columns are manufactured according to a strict established protocol, and within the ISO 9001:2000 quality rules.

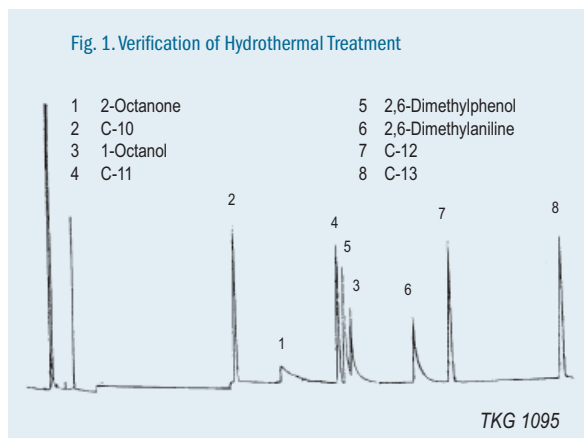
- Stage 1:** Hydrothermal treatment
- Stage 2:** Deactivation process
- Stage 3:** Wetting, bonding and crosslinking
- Stage 4:** Quality control

Stage 1: Hydrothermal Treatment

Teknokroma starts its manufacturing process with the selection of the best possible fused silica tubing. This tube presents an extremely reduced tolerance of internal diameters and has a polyimide outer coating capable of withstanding the highest temperatures without loss of its flexible mechanical characteristics. Each one of the batches of silica used in the process is conveniently characterized as an essential step to set the Hydrothermal Treatment conditions (Fig. 1) that will give rise to a surface containing a high and constant density of silanol groups, which will later be properly deactivated.

This treatment is indispensable, as the different capillary tubing manufactured batches present a very low and irregularly distributed silanol group density due to the high temperature manufacturing process (~2000°C).

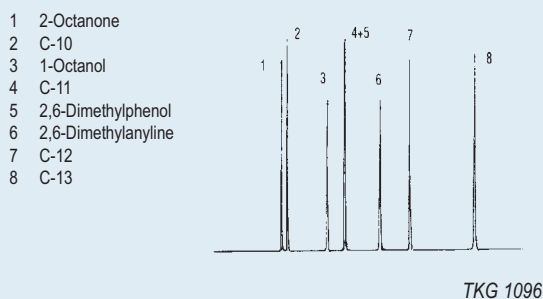
Fig. 1. Verification of Hydrothermal Treatment



Stage 2: Deactivation process

The deactivation process, which is different for each type of stationary phase, is carefully controlled (fig. 2), ensuring that the tubing surface has acquired the necessary chemical inertness and surface tension in order to be able to proceed with the second stage of stationary phase deposition. This step also facilitates the introduction of specific functional groups on the tubing wall which are very useful for the later binding of the stationary phase or to give the columns a given end point characteristics.

Fig. 2. Deactivation Stage (Intermediate Test)



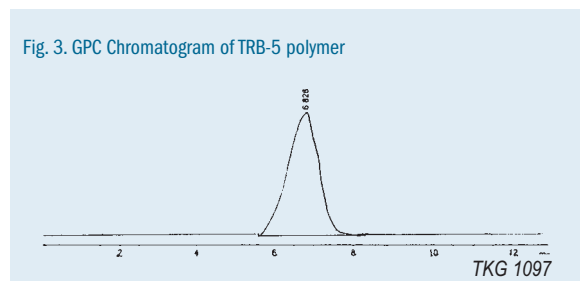
Stage 3: Wetting, bonding and crosslinking

Stationary phase selection for optimum wetting of the column is a critical point in regards to column quality. Teknokroma uses extremely pure polymers for its phases, in order to guarantee that our columns will respond to the requirements that our customers expect in terms of efficiency, reproducibility, stability and minimal bleeding.

The polymers used are carefully fractionated to eliminate the low molecular weight components and trace catalyst. This results in a higher thermal stability and lower bleeding. Then, these polymers are tested by means of spectroscopic (FTIR, UV, NMR), chromatographic (GPC) techniques and by differential thermal analysis. Fig. 3 shows the molecular exclusion chromatography of the polymer TRB-5 with its corresponding thermogravimetric curve in Fig. 4.

The crosslinking and bonding of the stationary phase is achieved by avoiding the use of peroxides which are the cause of many of the problems related to residual activity due to phase degradation and thermal instability exhibited in numerous imported columns.

Fig. 3. GPC Chromatogram of TRB-5 polymer



The fact that a given stationary phase is crosslinked and/or chemically bonded to the capillary tube inner wall allows, if necessary, the recovery or regeneration of an accidentally contaminated column by washing it with the adequate series of solvents.

Stationary Phase

The selection of the ideal column for a given analysis may look like a complex problem since we need to be right on the selection of the polarity of the stationary phase as well as column length, internal diameter and film thickness.

The polarity of the stationary phase is chosen depending on the kind of compounds you wish to separate. Non polar phases, such as TRB-1 and TRB-5, separate compounds by their boiling points. Intermediate polarity phases such as TRB-WAX, TRB-1701, combine retention by boiling point with the more selective interaction through hydrogen bridges or dipolar moments, etc., and thus provide a higher selectivity. The principal mechanisms of polar phases such as TR-CN100 (Cyanosilicone with 100% of cyano propyl groups) lie in the dipole-dipole interactions between the functional groups of the stationary phase and those from the substances to be separated. These type of phases retain polar compounds more than non polar ones.

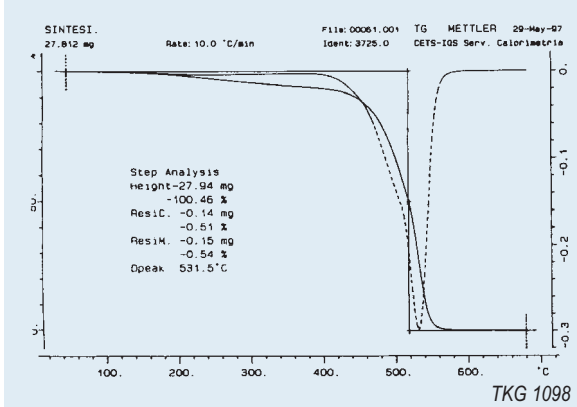
In general, non polar phases are more thermally stable than the polar phases. In other words, the higher the column polarity, the lower its thermal stability. Most of the Teknokroma columns are cross-linked, which results in high thermal stability.

The cross-linking in a stationary phase produces slight changes in the physicochemical characteristics of the phase as well as in its polarity relative to the uncross-linked phase. Thus TEKOKROMA also offers in its catalog columns with non bonded phases that show the selectivity of the original phase (for instance TR-SE30, TR-SE54, TR-20M, etc.).

Length

The efficiency of a chromatographic column (number of theoretical plates per meter) is a function of its length. The standard length used for most of the separations is 25-30 meters. With this length one can obtain a high efficiency with relative short times of analysis. Columns of 15m are used for rapid control analyses, reaction monitoring, etc. as well as for the chromatography of high molecular weight substances while columns of 50-60 m, 100 m or 150 m are used for very complex samples. Teknokroma exclusively manufactures a 150 m column for detail analyses of

Fig. 4. DTA Curve of TRB-polymer



Stage 4. Quality Control

SELECT PROVEN QUALITY

When you buy a Teknokroma capillary column you receive a product designed and manufactured in our laboratory with the aim to help you solve your analytical problems and which meets all of our quality criteria.

At the same time you obtain from our Technical Department at Teknokroma the assurance that we will be at your side to help you with all the problems and concerns experience in the lab.

Remember that each column is individually tested and the accompanying test data is the proof that the column meets our quality specifications and thus we expect it to meet your demands. Each one of the columns obtained by this process is rigorously controlled by means of a strict Quality Control Test (fig. 5 and 6), which ensures that you will receive a guaranteed quality product.

Fig. 5 Quality Control Test

Column: **TRB-5**, 60m x 0.25 mm ID x 0.25 µm.
 Carrier gas: He, 25 psi.
 Oven: 110°C (Isothermal).
 Injection: 1 µl, split. (1:100:250°C)
 Concentration: Approx. 5ng of each compound on column
 Detector: FID, 250°C

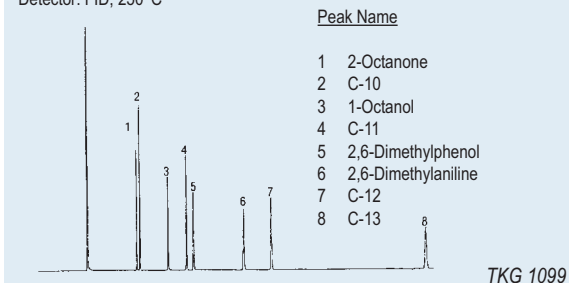
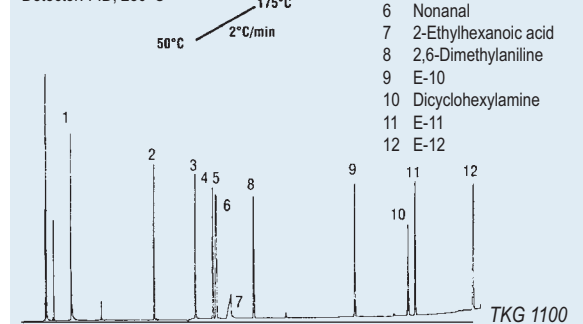


Fig. 6. GROB test

Column: **TRB-5**, 30m x 0.25 mm ID x 0.25 µm.
 Carrier gas: He, 12 psi.
 Injection: 1 µl, split. (1:100), 260°C
 Detector: FID, 280°C



petroleum and essential oil hydrocarbons. As a general rule, we can say that in a constant temperature chromatographic analysis, the number of theoretical plates and analysis time are directly proportional to the column length while resolution is directly proportional to the square root of the theoretical plates. Thus, we need to take into account that when we double column length, its resolution only increases by 40% whereas analysis time doubles.

Internal Diameter

The column internal diameter is inversely proportional to its separation power. The smaller the diameter, the larger the efficiency and thus a higher resolution but at the same time the loading capacity decreases.

For samples containing a large number of substances where you may need a given resolution, it is recommended to use small internal diameter columns (0.20-0.25 mm) and for samples with a high range of concentrations higher internal diameter columns are recommended (0.32-0.53 mm) since these larger diameters allow for the injection of a higher sample amount.

Columns of 0.53 mm ID (semicapillary) have a loading capacity similar to that of packed columns, which they replace in many analyzes, with better resolution, higher chemical inertness and lower analysis time.

The 0.32-0.53 mm ID columns can be used with either the injector for capillary columns or with the packed column injector, due to the high flow-rates at which they can operate.

In the increasingly used GC-MS systems it is recommended to work with small ID columns (0.10mm, 0.15mm, 0.18mm, 0.20 mm and 0.22 mm) so as not to exceed the capacity of the vacuum system. Recently, capillary columns of 0.1 mm ID have appeared on the market. These generate high plate numbers or, in other words, to reduce analysis time without losing resolution. The high efficiency of these columns (7000-10000 plates/meter) allows the resolution of complex samples using shorter column lengths, thus with very short analysis times, with the resulting cost reduction for the laboratory. Evidently, their loading capacity is a limiting factor and in order to obtain the best performance from these columns we need to take into account instrumental factors (injector-detector).

Film Thickness

The film thickness of the stationary phase deposited inside the capillary column exerts an influence on the number of effective theoretical plates that can be obtained with the column for a given separation, on its loading capacity, on the bleed level and on the elution temperature of a compound.

A film thickness of 0.25-0.32 μm is the standard thickness allowing for a compromise between loading capacity and resolution; and for the injection of samples with a wide volatility range.

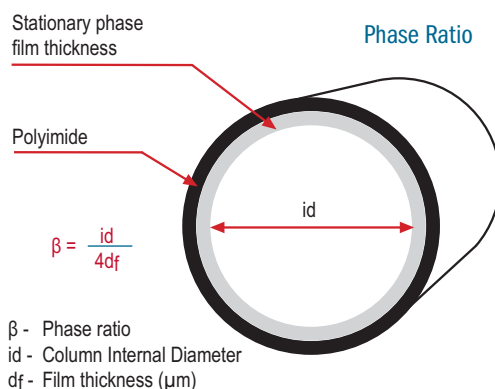
Thick films increase retention of the most volatile components whereas thin films provide faster elution at lower temperatures. As a general rule, thin films (0.1 μm) must be used for compounds with a high molecular weight such as triglycerides, antioxidants,

etc., which have elution temperatures over 300°C. Thick films must be used for low boiling substances because thick films increase the interaction between the substances and the stationary phase. Specifically, 3-5 μm films are used to separate solvents, gases, and very volatile substances at room temperature or lower.

When the thickness of the stationary phase increases, thermal stability decreases, and thus the bleed level is higher which will limit the maximum operating temperature of the column.

The β factor defines the relation between the column internal diameter and the stationary phase thickness, thereby helping you to select the most appropriate column for your analysis.

In addition, the β factor allows for the easy exchange of columns since, for a given analysis with the same stationary phase, similar β factors will result in the same or very similar retention times and capacity factors. Of course, this implies taking into account the column loading capacity (phase thickness and internal diameter).



Factor β

β	Column suitable for the separation of:
>400	High molecular weight compounds
100 - 400	All purpose use
<100	Volatile compounds of low molecular weight

Bleed Level

The bleed level of stationary phase from a capillary column is the parameter which will determine the level of sensitivity in a given assay. It is directly related to the amount of stationary phase in the column and thus with the film thickness. It also increases exponentially with temperature (fig.7).

A low bleed level will allow you to work without problems with the whole range of modern high sensitivity detectors and at the same time will result in less contamination. This will also allow the quantification of high boiling point or high molecular weight compounds which are analyzed by means of high temperature gradients.

Maximum Efficiency

All manufacturing stages for capillary columns have been optimized in order to be able to offer our customers columns of very high efficiency.

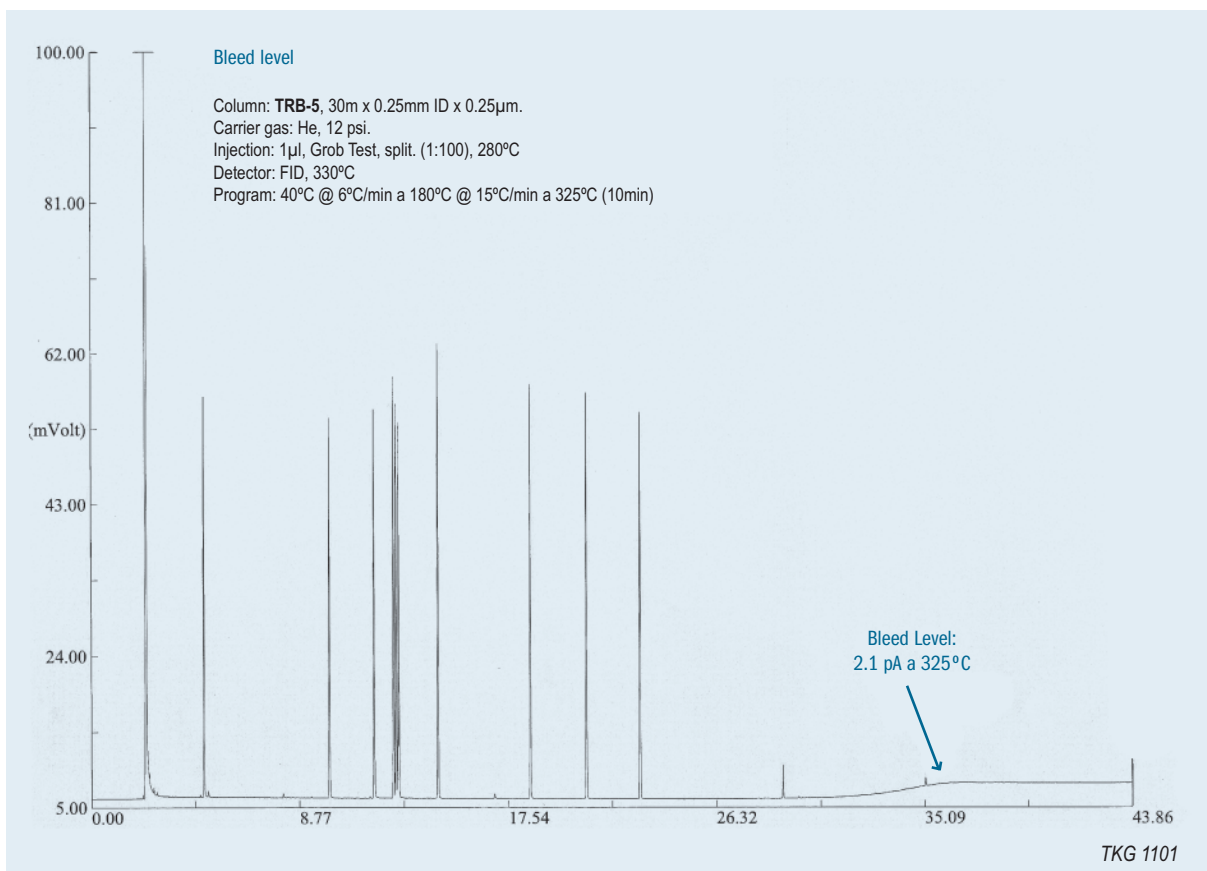
Wide Stationary Phase Selection

Teknokroma incorporates in its catalogue a selection of capillary columns prepared with the stationary phases most commonly used in the field of gas chromatography (Table 1).

Maximum Reproducibility

When you select a Teknokroma column for your analyses you can be assured that each of the steps in the production process has been thoroughly controlled to ensure that there are no deviations from the established quality parameters. All of the steps incorporate the maximum possible automation procedures. This translates into a high reproducibility level with regards to the chromatographic performance of our columns.

Internal diameter (mm)	Theoretical Plates (N/m)
0,10	7.000 - 9.000
0,20	4.700 - 5.500
0,25	3.300 - 4.600
0,32	2.700 - 3.700
0,53	1.400 - 2.200



Stationary Phase Cross Reference (Table 1)

TEKNOKROMA	PHASE COMPOSITION	AGILENT	SUPELCO	RESTEK	VARIAN	SGE	ALLTECH	QUADREX	PHENOMENEX	MACHEREY-NAGEL	USP CODE
TRB-1	100% dimethyl polysiloxane	HP-1, HP101, Ultra-1, DB-1	SPB-1, Equity-1	Rtx-1	CP-Sil 5 CB	BP-1	AT-1	007-1	ZB-1	Optima-1	G1,G2,G38
TRB-1ht		DB-1ht		Stx-1HT			AT-1 ht		ZB-1ht		
TRB-1ht SimDist		DB-1ht SimDist		IMXT-1 SimDist	CP-SimDist						
TRB-1MS		HP-1MS, DB-1MS	EQUITY-1	Rtx-1ms, Rtx-1ms	VF-1ms, CP-Sil 5 CB MS		AT-1 ms		ZB-1ms	Optima-1ms	
TRB-SULFUR			SPB-1Sulfur		CP-Select CB for Sulfur						
TRB-2887		DB-2887	Petrocol-2887	Rtx-2887							
TRB-502PONA		HP-PONA	Petrocol DH 50.2	Rtx-1 PONA	CP-SIL PONA,CB	BP-1 PONA					
TRB-PETROL		DB-PETRO	Petrocol DH	Rtx-1 PONA							
TRB-PETRO.150			Petrocol DH 150								
TRB-5	95% dimethyl-5% diphenyl polysiloxane	HP-5, Ultra-2, DB-5	SPB-5, Equity-5	Rtx-5	CP-Sil 8 CB	BP-5	AT-5	007-2	ZB-5	Optima-5	G27,G36
TRB-5ht		DB-5ht							ZB-5ht		
TRB-5MS		HP-5MS, PAS-5	Equity-5	Rtx-5 MS, Rtx-5ms	VF-5ms, CP-Sil 8 CB MS				ZB-5ms	Optima-5ms	
TRB-STEROL			SAC-5								
TRB-5 AMINE			PTA-5	Rtx-5Amine	CP-Sil 8 CB MS					Optima-5 Amine	
TRB-G27			G27	Rtx-G27							
MTI-5		HP-5msi	PTE-5	Rtx-5ms							
Meta .X5	95% dimethyl-5% polysilphenylene	HP-5TA, DB-5MS	MDN-5, SLB-5ms	Rtx-5SII MS	CP-Sil 8 CB Low Bleed/MS VF-5ms	BPX-5	AT-5ms	007-5 MS	ZB-5ms	Optima-5 Accent	
Meta.XLB	Proprietary Bonded Phase	DB-XLB	MDN 12		VF-Xms				ZB-XLB	OPTIMA.XLB	
TRB-1301, TRB-624,		HP-1301, HP-624	SPB-1301, OVI/L43	Rtx-1301, Rtx-624	CP-Select 624 CB	BPX-624	AT-624		ZB-624	Optima-1301	G43
TRB-G43		DB-1301, DB-624								Optima-624	
TRB-14	14% diphenyl-86% dimethyl polysiloxane				CP-Sil 13 CB						
TRB-20	20% diphenyl-80% dimethyl polysiloxane		SPB-20, VOCCOL	Rtx-20			AT-20	007-7			G28,G32
TRB-35	35% diphenyl-65% dimethyl polysiloxane	HP-35, DB-35	SPB-35	Rtx-35		BPX-35, BPX-608	AT-35	007-11	ZB-35		G42

Stationary Phase Cross Reference (Table 1) - Page 2.

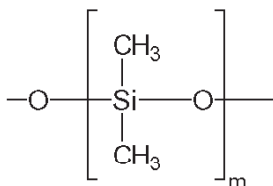
TEKNOKROMA	PHASE COMPOSITION	AGILENT	SUPELCO	RESTEK	VARIAN	SGE	ALLTECH	QUADREX	PHENOMENEX	MACHEREY-NAGEL	USP CODE
TRB-1701	14% cyanopropylphenyl-86% dimethyl polysiloxane	HP-1701,PAS-1701 DB-1701	SPB-1701	Rtx-1701	CP-SII 19 CB	BP-10	AT-1701	007-1701	ZB-1701	Optima-1701	G46
TRB-225	50% cyanopropylphenyl-50% dimethyl polysiloxane	HP-225, DB-225		Rtx-225	CP-SII 43 CB	BP-225	AT-225	007-225		Optima-225	G7, G19
TRB-PAG	50% polyethylene-50% poly propylenglycol		PAG								
TRB-FFAP	treated polyethyleneglycol for acidic compounds	HP-FFAP,DB-FFAP	Nukol, SP-1000	Stabilwax-DA	CP-wax 56 CB	BP-21	AT-1000,FFAP	007-FFAP		Permabond FFAP	G25,G35
TRB-50	50%diiphenyl-50%dimethyl polysiloxane	HP-50+,DB-17,DB-608	SPB-50, SPB-2250	Rtx-50, Rtx-17	CP-SII 24 CB		AT-50	007-17	ZB-50	Optima-17	G3
TRB-50ht	50%diiphenyl-50%dimethyl polysiloxane	DB17ht		Rtx-65	TAB-CB			007-65HT			G17
TRB-F50	50%trifluoropropylmethyl polysiloxane	DB-210,DB-200		Rtx-200			AT-210	007-210		Optima-210	G6
TRB-WAX	100%polyethyleneglycol	HP-20M,HP-innowax DB-wax,DB-waxetr	Supelcowax-10, Carbowax 20M	Stabilwax	CP-wax 52 CB	BP-20	AT-wax	007-CW	ZB-wax	Permabond CW 20M	G14,G15,G16
SupraWax-280	100%polyethyleneglycol		Supelcowax-10								
TRB-WAX-DB	treated polyethyleneglycol for basic compounds	CAM,HP-Basicwax	Carbowax-Amine	Stabilwax-DB	CP-wax 51 CB						
Meta.Wax	100%polyethyleneglycol	HP-wax,DB-wax			CP-wax 57 CB						
TRB-Wax-Omega	100%polyethyleneglycol		Omegawax	Famewax							
TR-CM100	100%bis(ciano propyl) polysiloxane		SP-2340	Rtx-2340	CP-SII 88	BPX-70, BPX-90					G48
TR-Cresol	not bonded phase				CP-Cresol						
TRB-17	50%diiphenyl-50%dimethyl polysiloxane	HP-17									G3
Meta.VOC	proprietary bonded phase	DB-502.2,HP-VOC	Voccl	Rtx-502.2							
Meta.Blood 1	proprietary bonded phase	DB -ALC1		Rtx-BAC1							
Meta.Blood 2	proprietary bonded phase	DB-ALC2		Rtx-BAC2							
TRB-608	proprietary bonded phase	HP-608	SPB-608			BP-608					
TR-TCEP	1,2,3-tris(cyanoethoxy)propane		TCEP	Rt-TCEP	CP-TCEP						
MetaAmine-VOL	proprietary bonded phase				CP-Volamine						
TRB-BIODIESEL	proprietary bonded phase	DB-5ht		Rtx-Biodiesel	Select Biodiesel			400-5ht	ZB-5ht		

TRB-1

100% Dimethyl polysiloxane, bonded and crosslinked phase

- 100% Dimethylpolysiloxane
- Non-polar phase
- Column for general use
- High thermal stability
- Ideal column for the analysis of petrochemical products and industrial solvents

Structure of Poly(dimethyl)siloxane



TRB-1 Equivalent Phase

Agilent: HP-1, HP101, ULTRA-1, DB-1

Supelco: SPB-1, EQUITY-1

Restek: Rtx-1, Rtx-2887

Varian: CP-SIL 5 CB

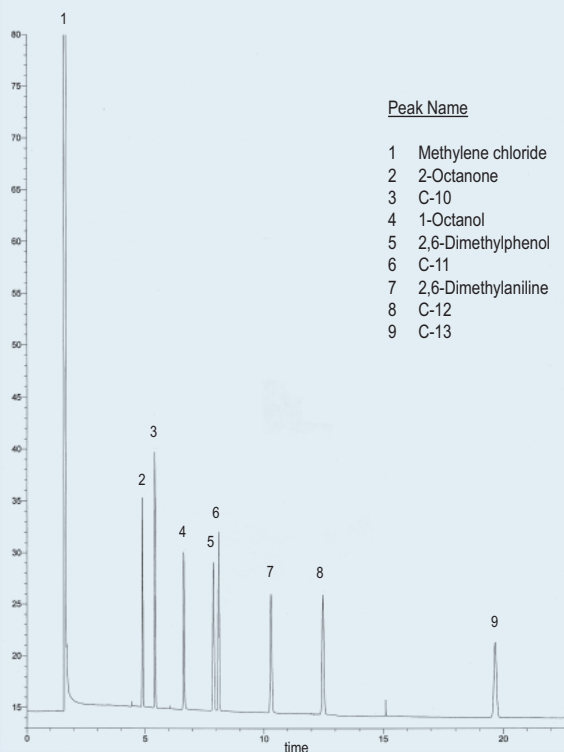
SGE: BP-1.

Alltech: AT-1

Macherey-Nagel: OPTIMA-1

TRB-1

Column: **TRB-1**, P/N TR-111226
 Dimensions: 25m x 0.15mm x 1.2µm
 Injection: 1 µL Test SP-4-7300, split 1:100, 280°C
 Carrier gas: H₂, constant pressure 22 psi (151.6 KPa).
 Oven program: 145°C (isothermal)
 Detector: FID, 300°C



Peak Name

- 1 Methylene chloride
- 2 2-Octanone
- 3 C-10
- 4 1-Octanol
- 5 2,6-Dimethylphenol
- 6 C-11
- 7 2,6-Dimethylaniline
- 8 C-12
- 9 C-13

TKG 1102

TRB-1

Internal Diam. (mm)	Length (m)	Film Thickness (µm)	Temp limits (°C)	Part. N°. (P/N)
0,10	5	0,12	-60 to 325/350	TR-1107A1
	10	0,10	-60 to 325/350	TR-110141
	10	0,40	-60 to 320/340	TR-110441
	20	0,10	-60 to 325/350	TR-110181
	20	0,40	-60 to 320/340	TR-110481
	40	0,20	-60 to 325/350	TR-1121C1
	40	0,40	-60 to 320/340	TR-1104C1

Internal Diam. (mm)	Length (m)	Film Thickness (µm)	Temp limits (°C)	Part. N°. (P/N)
0,18	10	0,18	-60 to 325/350	TR-110944
	10	0,20	-60 to 325/350	TR-112144
	10	0,40	-60 to 325/350	TR-110444
	20	0,18	-60 to 325/350	TR-110984
	20	0,40	-60 to 325/350	TR-110484
	40	0,40	-60 to 325/350	TR-1104C4

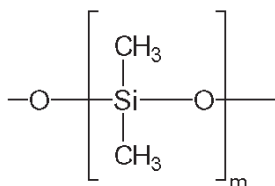
Internal Diam.(mm)	Length (m)	Film Thickness (µm)	Temp limits (°C)	Part. N°. (P/N)
0,20	12	0,33	-60 to 325/350	TR-1133B9
	15	0,15	-60 to 325/350	TR-111319
	15	0,35	-60 to 325/350	TR-110319
	15	0,50	-60 to 325/350	TR-110519
	25	0,15	-60 to 325/350	TR-111329
	25	0,33	-60 to 325/350	TR-113329
	25	0,35	-60 to 325/350	TR-110329
	25	0,50	-60 to 325/350	TR-110529
	30	0,15	-60 to 325/350	TR-111339
	30	0,35	-60 to 325/350	TR-110339
	30	0,50	-60 to 325/350	TR-110539
	50	0,15	-60 to 325/350	TR-111359
	50	0,33	-60 to 325/350	TR-113359
	50	0,35	-60 to 325/350	TR-110359
	60	0,15	-60 to 325/350	TR-111369
	60	0,50	-60 to 325/350	TR-110569
0,25	15	0,10	-60 to 325/350	TR-110112
	15	0,25	-60 to 325/350	TR-110212
	15	0,50	-60 to 325/350	TR-110512
	15	1,00	-60 to 325/340	TR-111012
	25	0,10	-60 to 325/350	TR-110122
	25	0,25	-60 to 325/350	TR-110222
	25	0,50	-60 to 325/350	TR-110522
	25	1,00	-60 to 320/340	TR-111022
	30	0,10	-60 to 325/350	TR-110132
	30	0,25	-60 to 325/350	TR-110232
	30	0,50	-60 to 325/350	TR-110532
	30	1,00	-60 to 320/340	TR-111032
	50	0,10	-60 to 325/350	TR-110152
	50	0,25	-60 to 325/350	TR-110252
	50	0,50	-60 to 325/350	TR-110552
	50	1,00	-60 to 320/340	TR-111052
	60	0,10	-60 to 325/350	TR-110162
	60	0,25	-60 to 325/350	TR-110262
	60	0,50	-60 to 325/350	TR-110562
	60	1,00	-60 to 325/350	TR-111062
	100	1,00	-60 to 325/350	TR-111092
	105	1,00	-60 to 325/350	TR-1110K2
0,32	15	0,10	-60 to 325/350	TR-110113
	15	0,25	-60 to 325/350	TR-110213
	15	0,50	-60 to 325/350	TR-110513
	15	1,00	-60 to 325/350	TR-111013
	15	3,00	-60 to 280/300	TR-113013
	25	0,10	-60 to 325/350	TR-110123
	25	0,25	-60 to 325/350	TR-110223
	25	0,50	-60 to 325/350	TR-110523
	25	1,00	-60 to 325/350	TR-111023
	25	3,00	-60 to 280/300	TR-113023
	30	0,10	-60 to 325/350	TR-110133
	30	0,25	-60 to 325/350	TR-110233

Internal Diam.(mm)	Length (m)	Film Thickness (µm)	Temp limits (°C)	Part. N°. (P/N)
	30	0,50	-60 to 325/350	TR-110533
	30	1,00	-60 to 325/350	TR-111033
	30	3,00	-60 to 280/300	TR-113033
	50	0,10	-60 to 325/350	TR-110153
	50	0,25	-60 to 325/350	TR-110253
	50	0,50	-60 to 325/350	TR-110553
	50	1,00	-60 to 325/350	TR-111053
	50	3,00	-60 to 280/300	TR-113053
	60	0,10	-60 to 325/350	TR-110163
	60	0,25	-60 to 325/350	TR-110263
	60	0,50	-60 to 325/350	TR-110563
	60	1,00	-60 to 325/350	TR-111063
	60	3,00	-60 to 280/300	TR-113063
	60	5,00	-60 to 260/280	TR-115063
0,53	10	2,65	-60 to 300/310	TR-112645
	15	0,10	-60 to 320/340	TR-110115
	15	0,50	-60 to 320/340	TR-110515
	15	1,50	-60 to 310/330	TR-111515
	15	3,00	-60 to 270/290	TR-113015
	15	5,00	-60 to 270/290	TR-115015
	15	7,00	-60 to 260/280	TR-117015
	25	0,10	-60 to 320/340	TR-110125
	25	0,50	-60 to 320/340	TR-110525
	25	1,50	-60 to 310/330	TR-111525
	25	3,00	-60 to 270/290	TR-113025
	25	5,00	-60 to 270/290	TR-115025
	30	0,10	-60 to 320/340	TR-110135
	30	0,50	-60 to 320/340	TR-110535
	30	0,88	-60 to 310/330	TR-110835
	30	1,50	-60 to 310/330	TR-111535
	30	2,65	-60 to 270/290	TR-112635
	30	3,00	-60 to 270/290	TR-113035
	30	5,00	-60 to 270/290	TR-115035
	30	7,00	-60 to 260/280	TR-117035
	50	0,10	-60 to 320/340	TR-110155
	50	0,50	-60 to 320/340	TR-110555
	50	1,50	-60 to 310/330	TR-111555
	50	3,00	-60 to 270/290	TR-113055
	50	5,00	-60 to 270/290	TR-115055
	60	0,10	-60 to 320/340	TR-110165
	60	0,50	-60 to 320/340	TR-110565
	60	1,50	-60 to 310/330	TR-111565
	60	3,00	-60 to 270/290	TR-113065
	60	5,00	-60 to 270/290	TR-115065
	60	7,00	-60 to 240/260	TR-117065
	100	3,00	-60 to 270/290	TR-113095
	105	3,00	-60 to 270/290	TR-1130K5

TRB-1ht

100% Dimethyl polysiloxane, bonded and crosslinked phase.

- 100% Dimethylpolysiloxane
- Non-polar phase
- Produced specially for high temperature analyses (Max.temp. 400°C).
- Fused silica tubing with polyimide coating for high temperatures.
- Uses: analysis of compounds with high boiling point, triglycerides, waxes, etc.



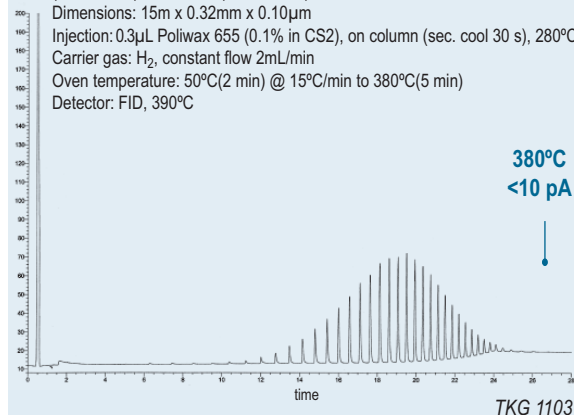
Structure of Poly(dimethyl)siloxane

TRB-1ht Equivalent Phase

Agilent: DB-1ht
Restek: Stx-1HT
Alltech: AT-1 ht

TRB-1ht

Column: Retention Gap (intermediate polarity) 5m x 0.53mm (TR-200055) + **TRB-1ht** (TR-610113)
 Dimensions: 15m x 0.32mm x 0.10µm
 Injection: 0.3µL Poliwax 655 (0.1% in CS₂), on column (sec. cool 30 s), 280°C
 Carrier gas: H₂, constant flow 2mL/min
 Oven temperature: 50°C(2 min) @ 15°C/min to 380°C(5 min)
 Detector: FID, 390°C



TRB-1ht

Internal Diam.(mm)	Length (m)	Film Thickness (µm)	Temp limits (°C)	Part. N°. (P/N)
0,25	15	0,10	-60 to 400	TR-610112
	30	0,10	-60 to 400	TR-610132
0,32	15	0,10	-60 to 400	TR-610113
	30	0,10	-60 to 400	TR-610133

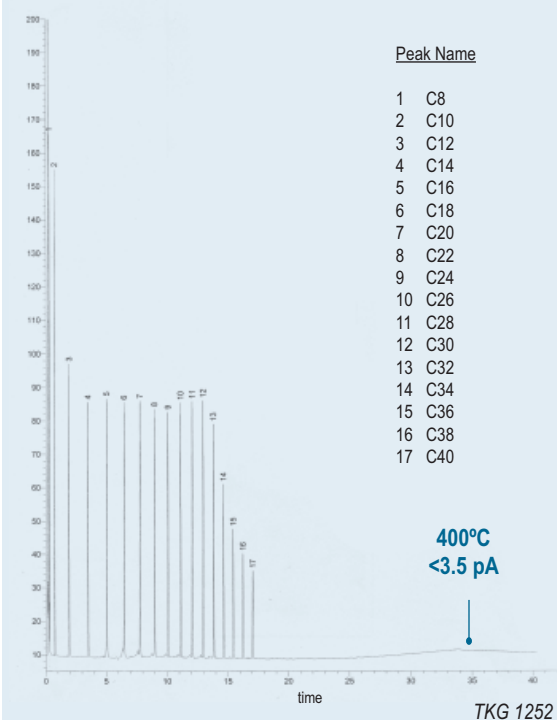
TRB-1ht SimDist

100% Dimethyl polysiloxane, bonded and crosslinked phase.

- 100% Dimethyl polysiloxane, bonded and crosslinked phase
- True methyl silicone polarity
- Unbreakable, specially treated stainless steel
- Maximum temperature 430°C
- Low bleed at 400°C (Typical values of 4-6pA)
- Distillation range C6 to C120

TRB-1ht SimDist

Column: **TRB-1ht SimDist**, P/N TR-2301A5 INOX
 Dimensions: 5m x 0.53mm x 0.10µm
 Injection: 0.4µL Hydrocarbons C8-C40 (500ng/µL), 300°C, split 1:20 (3mm ID liner)
 Carrier gas: H₂, 60 cm/s (40°C)
 Oven temperature: Temperature: 40°C @ 15°C/min a 400°C(15 min)
 Detector: FID, 430°C



TRB-1ht SimDist

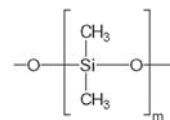
Internal Diam.(mm)	Length (m)	Film Thickness (µm)	Temp limits (°C)	Part. N°. (P/N)
0,53	5	0,10	-60 to 400/430	TR-2301A5INOX
	5	0,15	-60 to 400/430	TR-2313A5INOX

TRB-1ms

100% Dimethyl polysiloxane, bonded and crosslinked phase.

- 100% Dimethylpolysiloxane
- These columns, with a selectivity identical to the TRB-1, fulfil column bleed specifications that make them compatible with analysis of trace components with GC/MS. Therefore, the standard column of 30 m x 0.25 mm x 0.25 µm has a guaranteed maximum bleed of 4 pA at 325 °C
- Great chemical inertness towards active constituents and excellent thermal stability.
- Improved signal/noise ratio, which enables greater sensitivity to be obtained with the MS, ECD, NPD, SCD, etc. detectors and provides greater precision in quantitative analysis at trace levels
- Less column bleed means less detectors contamination and greater speed in conditioning columns

Structure of Poly(dimethyl)siloxane



TRB-1ms Equivalent Phase

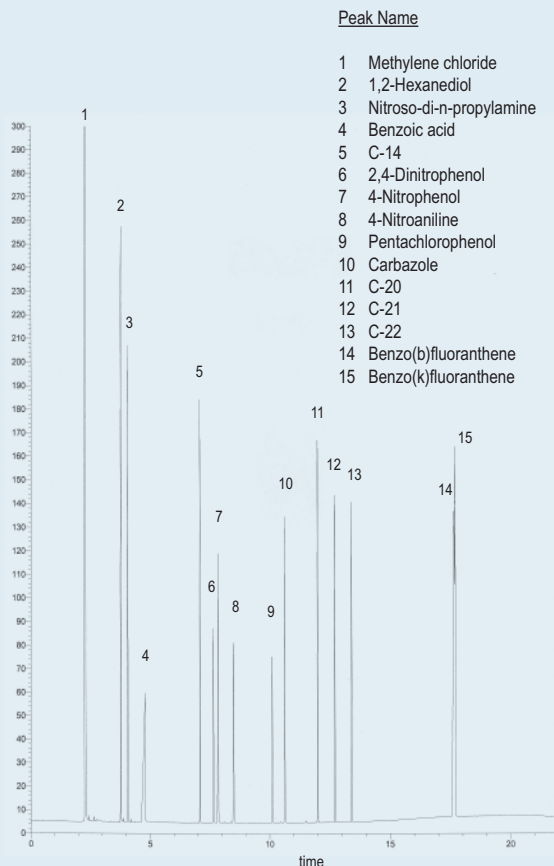
Agilent: HP-1MS, DB-1MS
Restek: Rtx-1ms, Rxi-1ms
Varian: CP-SIL 5 CB MS, VF-1MS
Alltech: AT-1 MS

TRB-1ms

Internal Diam.(mm)	Length (m)	Film Thickness (µm)	Temp limits (°C)	Part. N°. (P/N)	
0,10	10	0,10	-60 to 325/350	TR-510141	
	10	0,40	-60 to 325/350	TR-510441	
	20	0,10	-60 to 325/350	TR-510181	
	20	0,40	-60 to 325/350	TR-510481	
0,18	20	0,18	-60 to 325/350	TR-510984	
	40	0,18	-60 to 325/350	TR-5109C4	
0,20	12	0,33	-60 to 325/350	TR-5133B9	
	15	0,33	-60 to 325/350	TR-513319	
	25	0,33	-60 to 325/350	TR-513329	
	30	0,33	-60 to 325/350	TR-513339	
	50	0,33	-60 to 325/350	TR-513359	
	60	0,33	-60 to 325/350	TR-513369	
0,25	15	0,10	-60 to 325/350	TR-510112	
	15	0,25	-60 to 325/350	TR-510212	
	15	1,00	-60 to 325/350	TR-511012	
	30	0,10	-60 to 325/350	TR-510132	
	30	0,25	-60 to 325/350	TR-510232	
	30	1,00	-60 to 325/350	TR-511032	
	60	0,10	-60 to 325/350	TR-510162	
	60	0,25	-60 to 325/350	TR-510262	
	60	1,00	-60 to 325/350	TR-511062	
	0,32	15	0,10	-60 to 325/350	TR-510113
		15	0,25	-60 to 325/350	TR-510213
		15	0,50	-60 to 325/350	TR-510513
		15	1,00	-60 to 325/350	TR-511013
		60	1,00	-60 to 325/350	TR-511062
		30	0,10	-60 to 325/350	TR-510133
30		0,25	-60 to 325/350	TR-510233	
30		0,50	-60 to 325/350	TR-510533	
30		1,00	-60 to 325/350	TR-511033	
60		0,10	-60 to 325/350	TR-510163	
60		0,25	-60 to 325/350	TR-510263	
60		0,50	-60 to 325/350	TR-510563	
60		1,00	-60 to 325/350	TR-511063	
0,53		15	0,50	-60 to 320/340	TR-510515
		15	1,00	-60 to 320/340	TR-511015
	15	1,50	-60 to 310/330	TR-511515	
	30	0,50	-60 to 320/340	TR-510535	
	30	1,00	-60 to 320/340	TR-511035	
	30	1,50	-60 to 310/330	TR-511535	

TRB-1ms

Column: **TRB-1ms**, P/N TR-510262
 Dimensions: 60m x 0.25mm x 0.25µm
 Injection: 1 µL Test MX5 (10 to 20 ng/comp. on column), split 1:100, 280°C
 Carrier gas: H₂, constant pressure 25 psi (172 KPa).
 Oven temperature: 100°C @ 6°C/min to 325°C(5 min)
 Detector: FID, 340°C

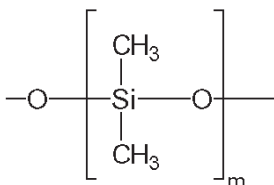


TKG 1104

TRB-Sulfur

100% Dimethyl polysiloxane, bonded and crosslinked phase.

- 100% Dimethylpolysiloxane
- Column specially designed for the analysis of sulphurous compounds (in natural gas, petrol derivatives, wines, beer, etc.)
- Guaranteed thermal stability, with low column bleed



Structure of Poly(dimethyl)siloxane

TRB-Sulfur Equivalent Phase

Supelco: SPB-1 SULFUR

TRB-Sulfur

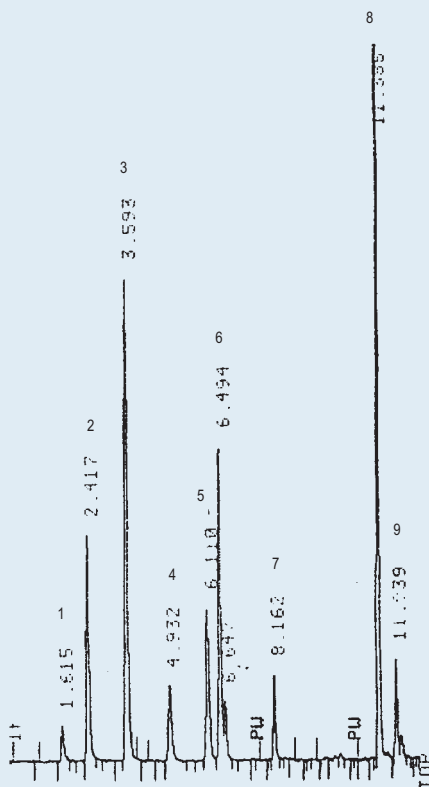
Internal Diam.(mm)	Length (m)	Film Thickness (µm)	Temp limits (°C)	Part. N°. (P/N)
0,32	30	4,00	-60 to 270/290	TR-974033

TRB- SULFUR

Column: **TRB-SULFUR**, 30 m x 0.32 mm x 4.0 µm
Mercaptans

Peak Name

- 1 SH₂
- 2 Methyl mercaptan
- 3 Ethyl mercaptan
- 4 2-propylmercaptan
- 5 Terbutyl mercaptan
- 6 Methyl ethyl sulfide
- 7 1-propylmercaptan
- 8 2-butyl mercaptan
- 9 T.H.T.

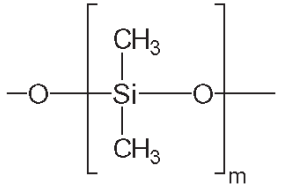


TKG 1105

TRB-Petrol

100% Dimethyl polysiloxane, bonded and crosslinked phase.

- 100% Dimethylpolysiloxane
- Column for analyzing complex mixtures of hydrocarbons according to the ASTM regulations (American Society for Testing and Materials)
- Sufficient resolution power to undertake PNA, PONA and PIANO analysis



Structure of Poly(dimethyl)siloxane

TRB-Petrol Equivalent Phase

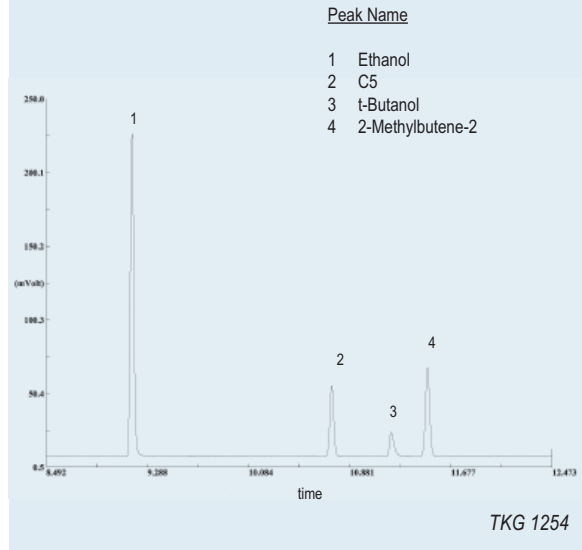
Agilent: DB-Petro
Supelco: Petrocol DH

TRB-Petrol

Internal Diam.(mm)	Length (m)	Film Thickness (µm)	Temp limits (°C)	Part. N°. (P/N)
0,25	100	0,50	-60 to 300/320	TR-110592

TRB-PETROL (PONA column) meets all ASTM specifications

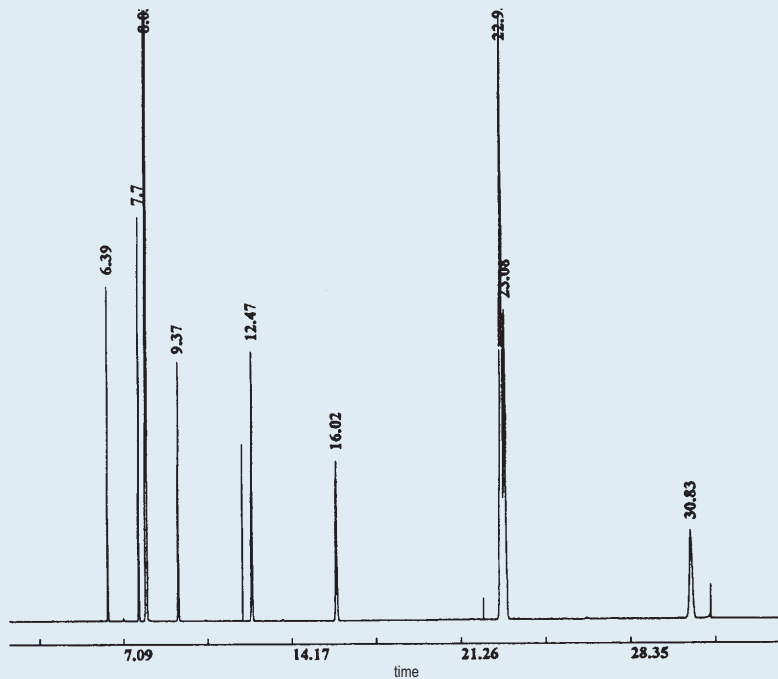
ASTM D-6730 Specifications	
C5 efficiency (total theoretical plates) : 618.503	450.000-550.000
K(C5) : 0.47	0.45-0.50
t-Butanol skewness : 1.62	>1.00 - < 5.00
Resolution t-Butanol/2-Methylbutene-2 : 4.41	3.25-5.25



TRB-PETROL

Column: **TRB-PETROL**, 100m x 0.25mm x 0.50µm P/N TR 110592
Temperature: 60°C (isothermal)
Injector: 260°C
Carrier gas: H₂, 34 psi
Injection: Test for hydrocarbons, split (1:100)
Detector: FID, 260°

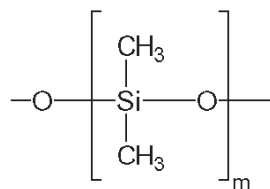
tr (min.)	Compound
6.39	n-Hexane
7.70	Benzene
8.03	Cyclohexane
9.37	n-Heptane
12.47	Toluene
16.02	n-Octane
22.93	m-Xylene
23.08	p-Xylene
30.83	n-Nonane



TRB-Petro.150

100% Dimethyl polysiloxane, bonded and crosslinked phase.

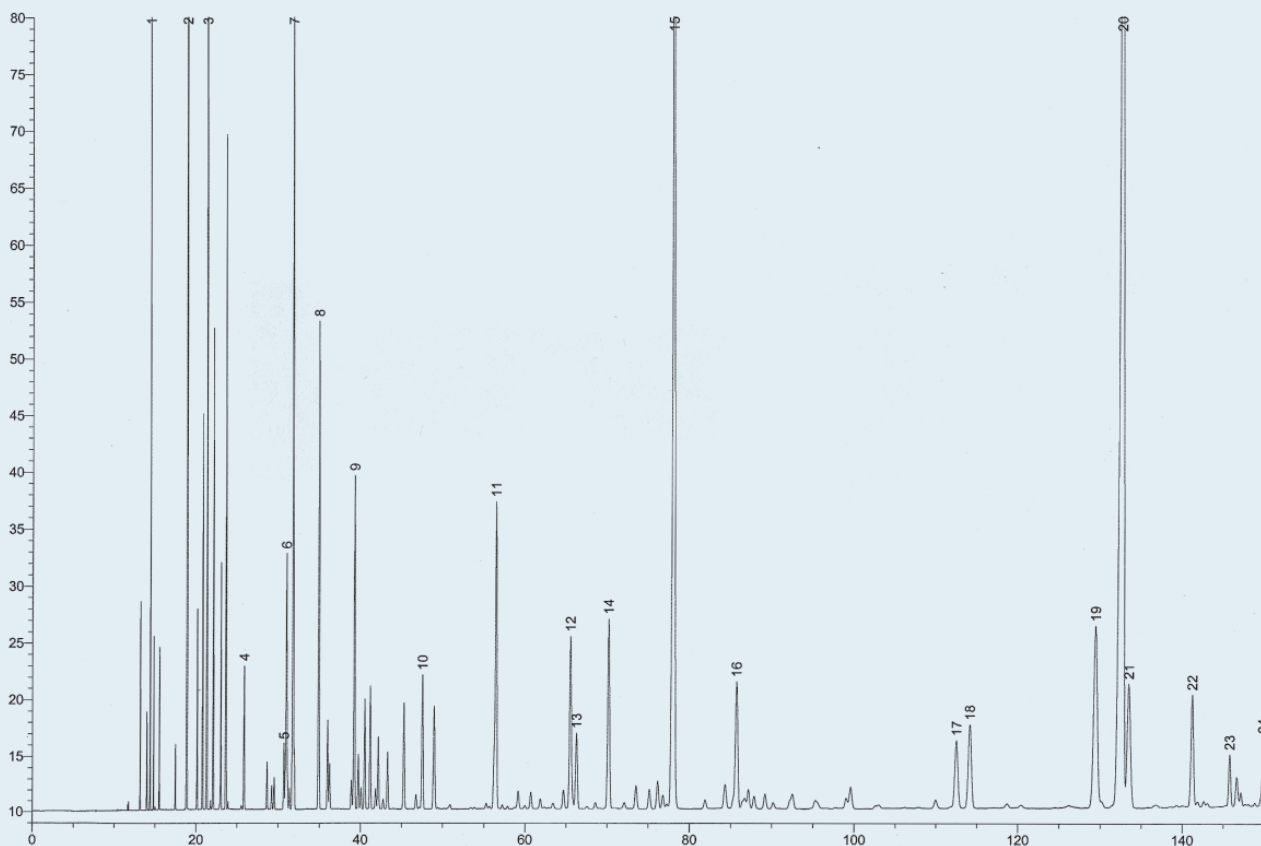
- 100% Dimethylpolysiloxane
- Maximum resolution for hydrocarbon analysis



Structure of Poly(dimethyl)siloxane

TRB-PETRO.150

Column: **TRB-PETRO.150**, P/N TR-1110G2
 Dimensions: 150m x 0.25mm x 1.0µm
 Injection: 0.1µl unleaded gasoline, split 100:1 @ 280°C
 Carrier gas: He, 75psi (517 kPa) @ 35°C
 Oven program: 35°C(hold 135 min.) to 200°C @ 2°C/min. (hold 20 min)
 Detector: FID @ 280°C



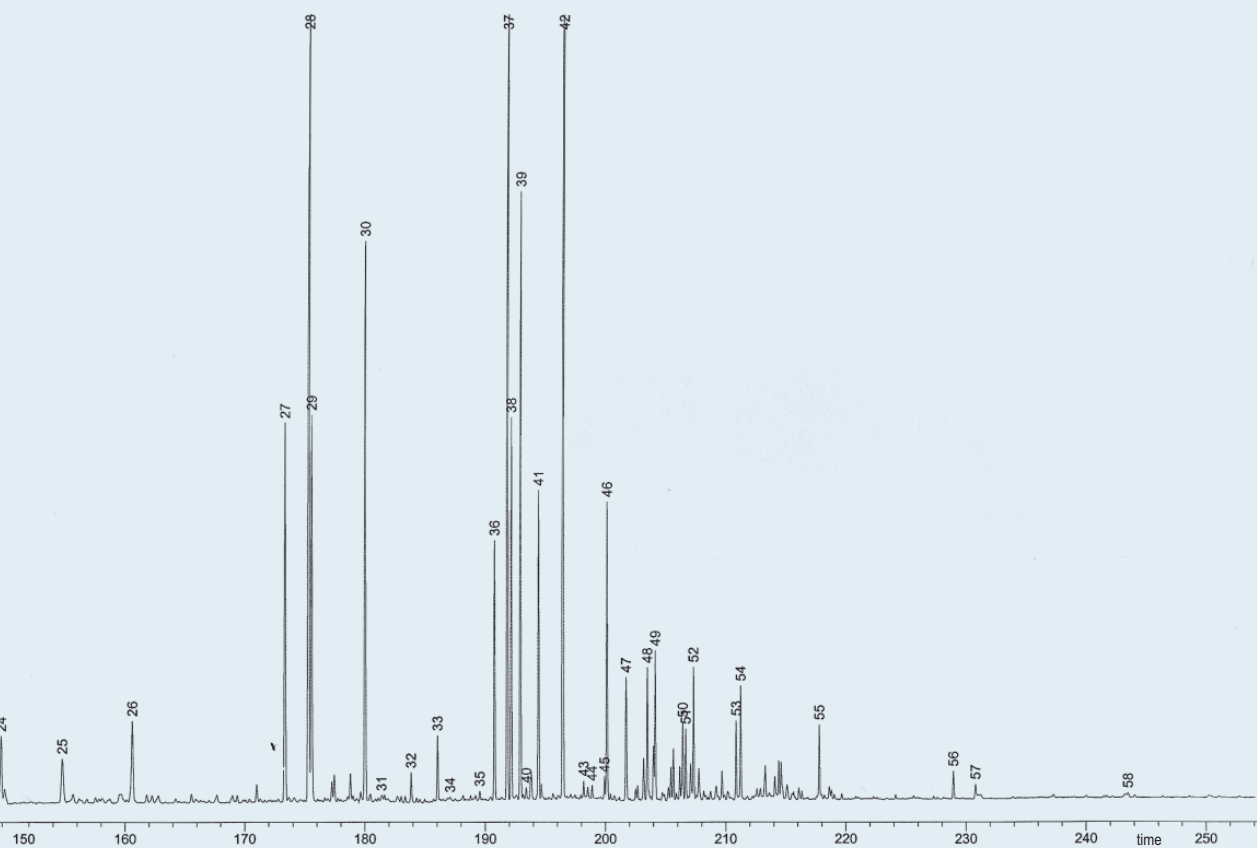
1 n-Butane	11 Benzene	21 2,3,3- Trimethylpentane
2 Isopentane	12 2-Methylhexane	22 2,3-Dimethylhexane
3 n-Pentane	13 2,3-Dimethylpentane	23 2-Methylheptane
4 2,2-Dimethylbutane	14 3-Methylhexane	24 3-Methylheptane
5 Cyclopentane	15 2,2,4- Trimethylpentane	25 2-Methyl-1-heptane
6 2,3-Dimethylbutane	16 n-Heptane	26 n-Octane
7 2-Methylpentane	17 2,5-Dimethylhexane	27 Ethylbenzene
8 3-Methylpentane	18 2,4-Dimethylhexane	28 m-Xylene
9 n-Hexane	19 2,3,4-Trimethylpentane	29 p-Xylene
10 2,4-Dimethylpentane	20 Toluene	30 o-Xylene

TRB-Petro.150 Equivalent Phase

Supelco: Petrocol DH 150.

TRB-Petro.150

Internal Diam.(mm)	Length (m)	Film Thickness (µm)	Temp limits (°C)	Part. N°. (P/N)
0,25	150	1,00	-60 to 300/320	TR-1110G2



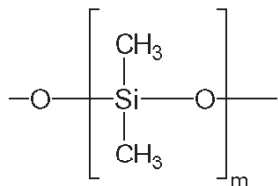
- | | | |
|----------------------------|--------------------------------|---------------------------------|
| 31 1-Nonene | 41 1-Methyl-2-ethylbenzene | 51 1,3- Dimethyl-4-ethylbenzene |
| 32 n-Nonane | 42 1,2,4- Trimethylbenzene | 52 1,2-Dimethyl-4-ethylbenzene |
| 33 Isopropylbenzene | 43 Isobutylbenzene | 53 1,2,4,5- Tetramethylbenzene |
| 34 3,3,5- Trimethylheptane | 44 sec-Butylbenzene | 54 1,2,3,5-Tetramethylbenzene |
| 35 2,4,5- Trimethylheptane | 45 n-Decane | 55 Naphthalene |
| 36 n-propylbenzene | 46 1,2,3- Trimethylbenzene | 56 2-Methylnaphthalene |
| 37 1-Methyl-3-ethylbenzene | 47 Indane | 57 1-Methylnaphthalene |
| 38 1-Methyl-4-ethylbenzene | 48 1,3-Diethylbenzene | 58 Dimethylnaphthalenes |
| 39 1,3,5-Trimethylbenzene | 49 n-Butylbenzene | |
| 40 3,3,4- Trimethylheptane | 50 1,4-Dimethyl-2-ethylbenzene | |

TKG 1107

TRB-50.2PONA

100% Dimethyl polysiloxane, bonded and crosslinked phase.

- 100% Dimethylpolysiloxane
- Column designed for the complete analysis of PONA hydrocarbons (P-Paraffins, O-Olefins, N-Naphthenes and A-Aromatics) in petrol-derived products according to the ASTM regulations, method D5134



Structure of Poly(dimethyl)siloxane

TRB-50.2PONA. Equivalent Phase

Agilent: HP-PONA
Supelco: Petrocol DH 50.2
Restek: Rtx-1 PONA
Varian: CP-SIL PONA CB
SGE: BP-1 PONA

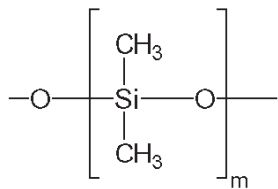
TRB-50.2PONA

Internal Diam.(mm)	Length (m)	Film Thickness (µm)	Temp limits (°C)	Part. N°. (P/N)
0,20	50	0,50	-60 to 320/340	TR-110559

TRB-2887

100% Dimethyl polysiloxane, bonded and crosslinked phase.

- 100% Dimethylpolysiloxane
- Designed specifically for simulated distillation according to the ASTM method D2887



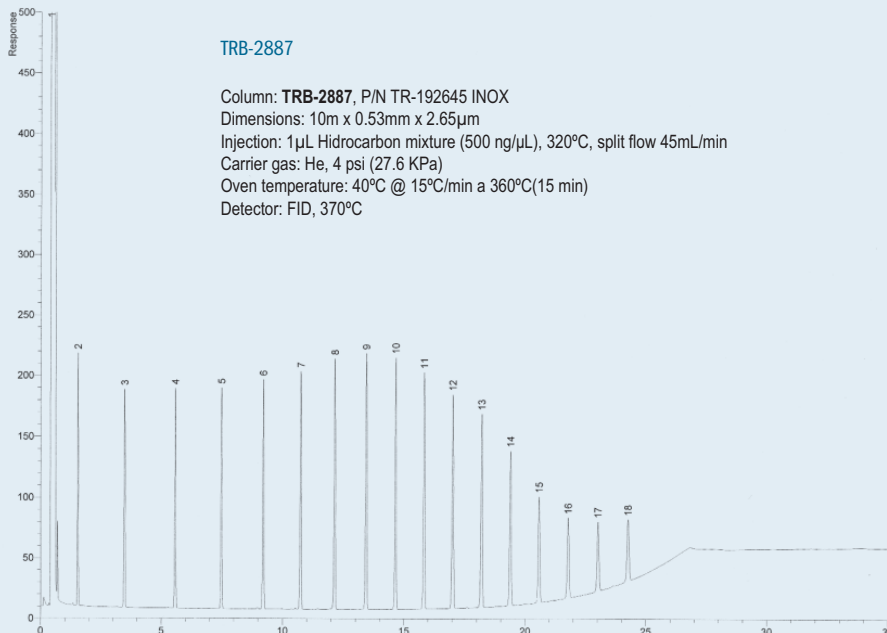
Structure of Poly(dimethyl)siloxane

TRB-2887 Equivalent Phase

Agilent: DB-2887
Supelco: PETROCOL-2887
Restek: Rtx-2887

TRB-2887

Internal Diam.(mm)	Length (m)	Film Thickness (µm)	Temp limits (°C)	Part. N°. (P/N)
0,53	10	2,65	-60 to 340/360	TR-192645



TRB-2887

Column: **TRB-2887**, P/N TR-192645 INOX
 Dimensions: 10m x 0.53mm x 2.65µm
 Injection: 1 µL Hydrocarbon mixture (500 ng/µL), 320°C, split flow 45mL/min
 Carrier gas: He, 4 psi (27.6 KPa)
 Oven temperature: 40°C @ 15°C/min a 360°C(15 min)
 Detector: FID, 370°C

Peak Name

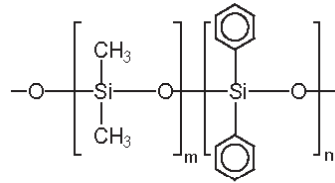
- 1 n-hexane
- 2 C-8
- 3 C-10
- 4 C-12
- 5 C-14
- 6 C-16
- 7 C-18
- 8 C-20
- 9 C-22
- 10 C-24
- 11 C-26
- 12 C-28
- 13 C-30
- 14 C-32
- 15 C-34
- 16 C-36
- 17 C-38
- 18 C-40

TKG 1108

TRB-5

(95%) Dimethyl-(5%) diphenylpolysiloxane, bonded and crosslinked phase.

- It is the most versatile and universal stationary phase in the gas chromatography analysis field
- The low percentage of phenyl in the polymer structure gives it a characteristic affinity towards the compounds with aromatic rings. This phase, the most popular one, due to its great thermal stability and chemical inertness is the stationary phase of choice for any type of analysis
- It allows the analysis of acidic and basic compounds
- It is ideal for the analysis in the environmental field. Analysis of dioxines, PCB's, PCT's, polyaromatic compounds, phenols, herbicides, organochlorinated and organophosphorus pesticides, aromatic hydrocarbons, solvents, drugs, oils, etc...



Structure of Poly(dimethyldiphenyl)siloxane

TRB-5 Equivalent Phase

Restek: Rtx-5

Agilent/JW: HP-5, Ultra-2, DB-5, DB-5.625

Supelco: SPB-5, PTE-5, SAC-5, Equity-5

Chromapack/Varian: CP-SIL8CB

Alltech: AT-5

Macherey-Nagel: OPTIMA-5

Quadrex: 007-2

SGE: BP-5

TRB-5

Column: **TRB-5**, P/N TR-120232

Dimensions: 30m x 0.25mm x 0.25µm

Injection: 1µL chlorinated pesticides mixture, splitless @230°C (25-270 ppb on column)

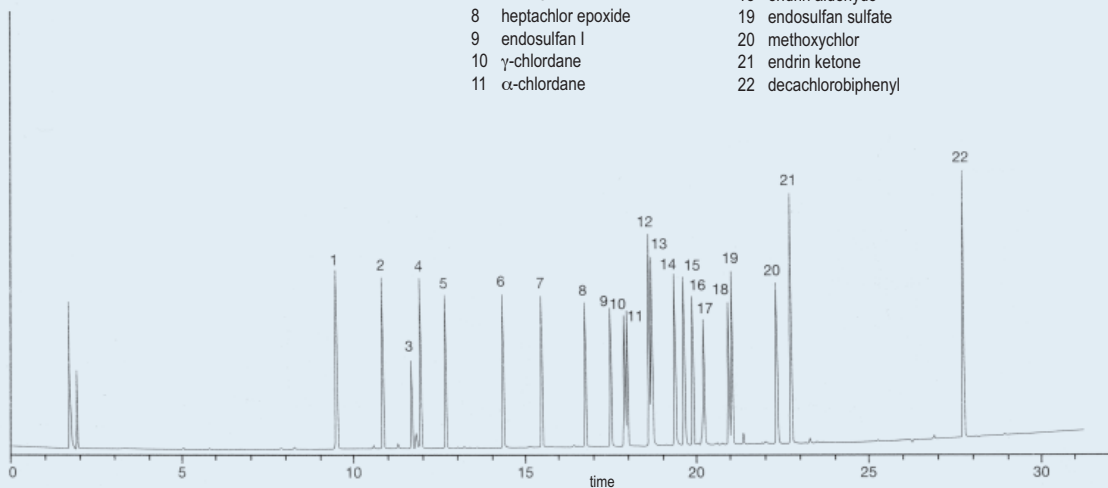
Carrier gas: H₂, constant pressure 12 psi (87.7 KPa) 150°C

Oven temperature: 150°C to 225°C@ 2°C/min (10 min.)

Detector: ECD, 310°C

Peak Name

1	2,4,5,6-tetrachloro- <i>m</i> -xylene	12	4,4'- DDE
2	γ-BHC	13	dieldrin
3	δ-BHC	14	endrin
4	heptachlor	15	4,4'- DDD
5	aldrin	16	endosulfan II
6	β-BHC	17	4,4'- DDT
7	δ-BHC	18	endrin aldehyde
8	heptachlor epoxide	19	endosulfan sulfate
9	endosulfan I	20	methoxychlor
10	γ-chlordane	21	endrin ketone
11	α-chlordane	22	decachlorobiphenyl



TKG 1109

TRB-5

Internal Diam.(mm)	Length (m)	Film Thickness (µm)	Temp limits (°C)	Part. N° - (P/N)
0,10	10	0,10	-60 to 325/350	TR-120141
	10	0,17	-60 to 320/350	TR-121941
	10	0,33	-60 to 320/350	TR-123341
	10	0,40	-60 to 320/350	TR-120441
	20	0,10	-60 to 325/350	TR-120181
	20	0,40	-60 to 320/350	TR-120481
0,18	10	0,18	-60 to 325/350	TR-120944
	10	0,40	-60 to 325/350	TR-120444
	20	0,18	-60 to 325/350	TR-120984
	20	0,40	-60 to 325/350	TR-120484
	40	0,18	-60 to 325/350	TR-1209C4
0,20	12	0,18	-60 to 325/350	TR-1233B9
	15	0,15	-60 to 325/350	TR-121319
	15	0,35	-60 to 325/350	TR-120319
	15	0,50	-60 to 325/350	TR-120519
	25	0,15	-60 to 325/350	TR-121329
	25	0,33	-60 to 325/350	TR-123329
	25	0,35	-60 to 325/350	TR-120329
	25	0,50	-60 to 325/350	TR-120529
	30	0,15	-60 to 325/350	TR-121339
	30	0,35	-60 to 325/350	TR-120339
	30	0,50	-60 to 325/350	TR-120539
	50	0,15	-60 to 325/350	TR-121359
	50	0,33	-60 to 325/350	TR-123359
	50	0,35	-60 to 325/350	TR-120359
	50	0,50	-60 to 325/350	TR-120559
	60	0,15	-60 to 325/350	TR-121369
	60	0,35	-60 to 325/350	TR-120369
	60	0,50	-60 to 325/350	TR-120569
0,25	15	0,10	-60 to 325/350	TR-120112
	15	0,25	-60 to 325/350	TR-120212
	15	0,50	-60 to 325/350	TR-120512
	15	1,00	-60 to 320/350	TR-121012
	25	0,10	-60 to 325/350	TR-120122
	25	0,25	-60 to 325/350	TR-120222
	25	0,50	-60 to 325/350	TR-120522
	25	1,00	-60 to 320/350	TR-121022
	30	0,10	-60 to 325/350	TR-120132
	30	0,25	-60 to 325/350	TR-120232
	30	0,50	-60 to 325/350	TR-120532
	30	1,00	-60 to 320/350	TR-121032
	50	0,10	-60 to 325/350	TR-120152
	50	0,25	-60 to 325/350	TR-120252
	50	0,50	-60 to 325/350	TR-120552
	50	1,00	-60 to 320/350	TR-121052
	60	0,10	-60 to 325/350	TR-120162
	60	0,25	-60 to 325/350	TR-120262
	60	0,50	-60 to 325/350	TR-120562
	60	1,00	-60 to 325/350	TR-121062
0,32	15	0,10	-60 to 325/350	TR-120113
	15	0,25	-60 to 325/350	TR-120213

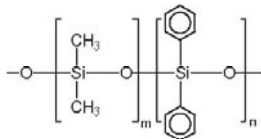
TRB-5

Internal Diam.(mm)	Length (m)	Film Thickness (µm)	Temp limits (°C)	Part. N° - (P/N)
0,32	15	0,50	-60 to 325/350	TR-120513
	15	1,00	-60 to 325/350	TR-121013
	15	3,00	-60 to 280/350	TR-123013
	25	0,10	-60 to 325/350	TR-120123
	25	0,25	-60 to 325/350	TR-120223
	25	0,50	-60 to 325/350	TR-120523
	25	1,00	-60 to 325/350	TR-121023
	25	3,00	-60 to 280/350	TR-123023
	30	0,10	-60 to 325/350	TR-120133
	30	0,25	-60 to 325/350	TR-120233
	30	0,50	-60 to 325/350	TR-120533
	30	1,00	-60 to 325/350	TR-121033
	30	3,00	-60 to 280/350	TR-123033
	50	0,10	-60 to 325/350	TR-120153
	50	0,25	-60 to 325/350	TR-120253
	50	0,50	-60 to 325/350	TR-120553
	50	1,00	-60 to 325/350	TR-121053
	50	3,00	-60 to 280/350	TR-123053
	60	0,10	-60 to 325/350	TR-120163
	60	0,25	-60 to 325/350	TR-120263
	60	0,50	-60 to 325/350	TR-120563
	60	1,00	-60 to 325/350	TR-121063
	60	3,00	-60 to 280/350	TR-123063
0,53	10	2,65	-60 to 270/290	TR-122645
	15	0,10	-60 to 320/340	TR-120115
	15	0,50	-60 to 320/340	TR-120515
	15	1,50	-60 to 310/330	TR-121515
	15	3,00	-60 to 270/290	TR-123015
	15	5,00	-60 to 270/290	TR-125015
	25	0,10	-60 to 320/340	TR-120125
	25	0,50	-60 to 320/340	TR-120525
	25	1,50	-60 to 310/330	TR-121525
	25	3,00	-60 to 270/290	TR-123025
	25	5,00	-60 to 270/290	TR-125025
	30	0,10	-60 to 320/340	TR-120135
	30	0,50	-60 to 320/340	TR-120535
	30	0,88	-60 to 310/330	TR-120835
	30	1,50	-60 to 310/330	TR-121535
	30	2,65	-60 to 270/290	TR-122635
	30	3,00	-60 to 270/290	TR-123035
	30	5,00	-60 to 270/290	TR-125035
	50	0,10	-60 to 320/340	TR-120155
	50	0,50	-60 to 320/340	TR-120555
	50	1,50	-60 to 310/330	TR-121555
	50	3,00	-60 to 270/290	TR-123055
	50	5,00	-60 to 270/290	TR-125055
	60	0,10	-60 to 320/340	TR-120165
	60	0,50	-60 to 320/340	TR-120565
	60	1,50	-60 to 310/330	TR-121565
	60	3,00	-60 to 270/290	TR-123065
	60	5,00	-60 to 270/290	TR-125065

TRB-5ht

(95%) Dimethyl-(5%) diphenylpolysiloxane, bonded and crosslinked phase.

- Produced specially for analysis at high temperature up to 400°C
- Fused silica tube covered with polyimide, resistant to high temperatures, or stainless steel tube (specially deactivated)
- Excellent symmetry for compounds with high boiling points
- Preferably used for the analysis of waxes, triglycerides, sterol esters, polyoxyethylenated alcohols, etc.



Structure of Poly(dimethyldiphenyl)siloxane

TRB-5ht Equivalent Phase

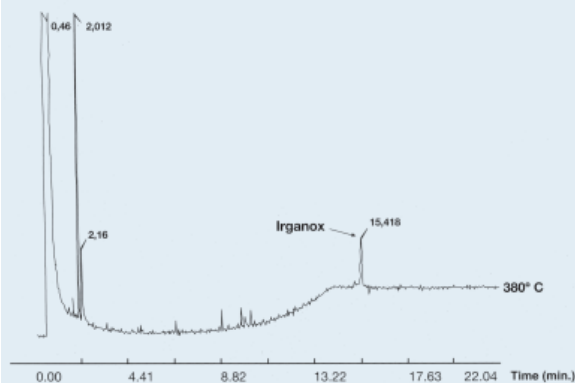
Agilent: DB-5t
Phenomenex: ZB-5ht

TRB-5ht

Internal Diam.(mm)	Length (m)	Film Thickness (µm)	Temp limits (°C)	Part. N°. (P/N)
0,25	15	0,10	-60 to 400	TR-620112
	30	0,10	-60 to 400	TR-620132
0,32	15	0,10	-60 to 400	TR-620113
	30	0,10	-60 to 400	TR-620133

IRGANOX 1010

Column: **TRB-5ht**, 15m X 0,25 mm X 0,10 µm, P/N TR-620112
Injection: 1µL (Irganox 1010, 12mg/ml chloroform), split (1:60), 370°C
Carrier gas: H2, 6psi (41,3 kPa)
Oven temp.: 150°C to 380°C (10 min.) @ 30°C/min.
Detector: FID to 390°C

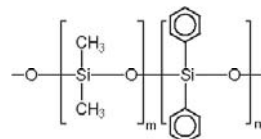


TKG 1110

TRB-Sterol

(95%) Dimethyl-(5%) diphenylpolysiloxane, bonded and crosslinked phase.

- Column specifically designed for the analysis of complex mixtures of sterols, from either animal or plant origin
- Deactivation method of the capillary tube wall, developed by Teknokroma, that guarantees a high chemical inertness a low bleeding level and allows the analysis of sterols without derivatization
- The column is specifically tested for sterols



Structure of Poly(dimethyldiphenyl)siloxane

TRB-Sterol Equivalent Phase

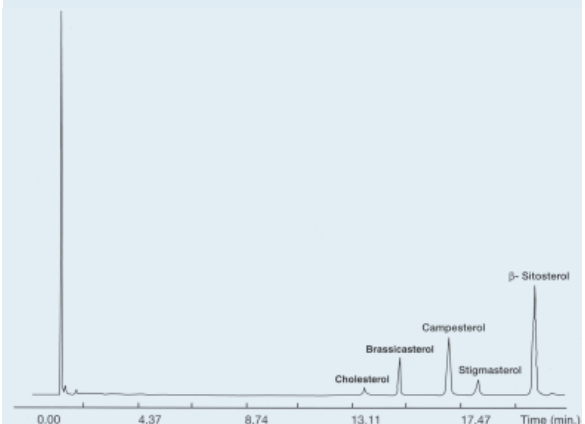
Supelco: SAC-5

TRB-Sterol

Internal Diam.(mm)	Length (m)	Film Thickness (µm)	Temp limits (°C)	Part. N°. (P/N)
0,22	30	0,22	-60 to 325-350	TR-182238
	30	0,12	-60 to 325-350	TR-180738

Sterols

Column: **TRB-Sterol**, 30m X 0,22 mm X 0,22 µm, P/N TR-182238
Oven Temp.: 265°C
Injector: 280°C
Carrier gas: H2, 18 psi (124 kPa)
Injection: 0,5 µl sterols standard, (25 mg/ml.) split(1:100)
Detector: FID 300°C



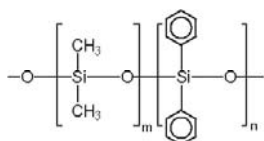
TKG 1111



TRB-5ms

(95%) Dimethyl-(5%) diphenylpolysiloxane, bonded and crosslinked phase.

- The TRB-5ms Column uses the same stationary phase as TRB-5, but the polymer synthesis process, the capillary deactivation technique and the bonding and crosslinking procedures have been optimized to obtain the minimum possible bleeding level and an exceptional chemical inertness
- The bleeding specifications for a column of 30m x 0,25 mm x 0,25 μm (P/N 520232) indicate that it is lower than 4 pA at 325°C
- Column recommended to work with any selective detector
- Ideal column to connect with a mass detector. Its ultra-low bleeding joined to its high chemical inertness allows for a better signal/noise ratio (higher sensitivity level), and therefore better detection and quantification of sample components at low concentrations.



Structure of Poly(dimethyldiphenyl)siloxane

TRB-5ms Equivalent Phase

Restek: Rtx 5ms, Rxi-5ms
Agilent/JW: HP-5MS
Supelco: PTE-5, Equity-5
Macherey-Nagel: OPTIMA-5ms
Varian: CP-Sil8-MS

TRB-5ms

Internal Diam.(mm)	Length (m)	Film Thickness (μm)	Temp limits ($^{\circ}\text{C}$)	Part. N°. (P/N)
0,10	10	0,10	-60 to 325-350	TR-520141
	10	0,40	-60 to 325-350	TR-520441
	20	0,10	-60 to 325-350	TR-520181
	20	0,40	-60 to 325-350	TR-520481
0,18	20	0,18	-60 to 325-350	TR-520984
	40	0,18	-60 to 325-350	TR-5209C4
0,20	12	0,33	-60 to 325-350	TR-5233B9
	15	0,33	-60 to 325-350	TR-523319
	25	0,33	-60 to 325-350	TR-523329
	30	0,33	-60 to 325-350	TR-523339
	50	0,33	-60 to 325-350	TR-523359
	60	0,33	-60 to 325-350	TR-523369
	60	0,33	-60 to 325-350	TR-523369
0,25	15	0,10	-60 to 325-350	TR-520112
	15	0,25	-60 to 325-350	TR-520212
	15	1,00	-60 to 325-350	TR-521012
	30	0,10	-60 to 325-350	TR-520132
	30	0,25	-60 to 325-350	TR-520232
	30	1,00	-60 to 325-350	TR-521032
	60	0,10	-60 to 325-350	TR-520162
	60	0,25	-60 to 325-350	TR-520262
	60	1,00	-60 to 325-350	TR-521062
	60	1,00	-60 to 325-350	TR-521062
0,32	15	0,10	-60 to 325-350	TR-520113
	15	0,25	-60 to 325-350	TR-520213
	15	0,50	-60 to 325-350	TR-520513
	15	1,00	-60 to 325-350	TR-521013
	30	0,10	-60 to 325-350	TR-520133
	30	0,25	-60 to 325-350	TR-520233
	30	0,50	-60 to 325-350	TR-520533
	30	1,00	-60 to 325-350	TR-521033
	60	0,10	-60 to 325-350	TR-520163
	60	0,25	-60 to 325-350	TR-520263
	60	0,50	-60 to 325-350	TR-520563
	60	1,00	-60 to 325-350	TR-521063
0,53	15	0,50	-60 to 320-340	TR-520515
	15	1,00	-60 to 320-340	TR-521015
	15	1,50	-60 to 310-330	TR-521515
	30	0,50	-60 to 320-340	TR-520535
	30	1,00	-60 to 320-340	TR-521035
	30	1,50	-60 to 310-330	TR-521535
	30	1,50	-60 to 310-330	TR-521535

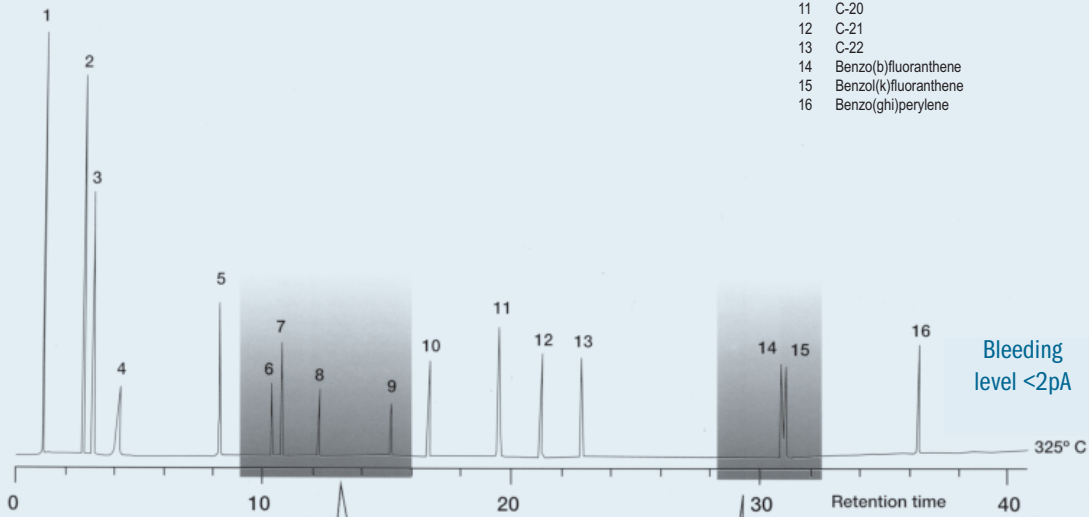
The TRB-5MS column has an excellent resolution and symmetry in all its polarity range, for neutral, acid and basic compounds. All these substances that appear in the analysis of semivolatle traces (for example, EPA official methods) can be analyzed in only one column.

Test MX5

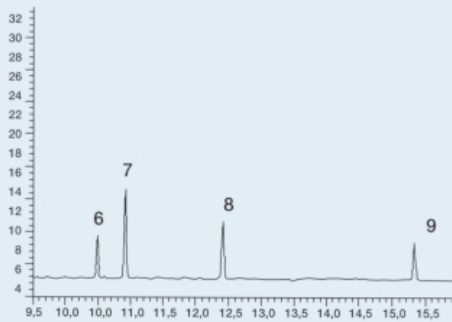
Column: **TRB-5ms**, P/N TR-520232
 Dimensions: 30 m x 0,25 mm x 0,25 μ m
 Injection: 1 μ l, split (1:100), 5 to 10 ng/comp. on column, 280°C
 Carrier gas: H₂, 12 psi (87,7 kPa)
 Oven temp.: 100°C to 325°C (5 min.) @ 6°C/min.
 Detector: FID to 300°C
 Sample: Test MX5

Peak Name

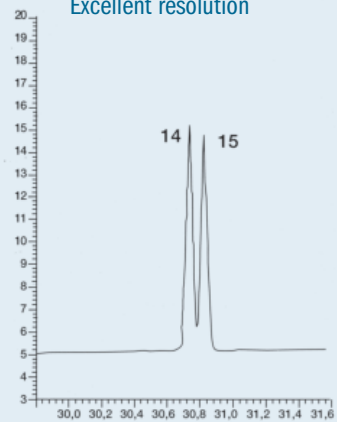
- 1 Methylene chloride
- 2 1,2-Hexanediol
- 3 Nitroso-di-n-propylamine
- 4 Benzoic acid
- 5 C-14
- 6 2,4-Dinitrophenol
- 7 4-Nitrophenol
- 8 4-Nitroaniline
- 9 Pentachlorophenol
- 10 Carbazole
- 11 C-20
- 12 C-21
- 13 C-22
- 14 Benzo(b)fluoranthene
- 15 Benzo(k)fluoranthene
- 16 Benzo(ghi)perylene



Injection of 1ng/peak on column
 Exceptional symmetry



Excellent resolution

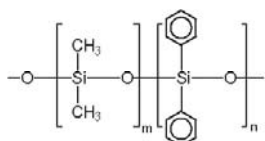


TKG 1112

TRB-5Amine

95% Dimethyl-(5%) diphenylpolysiloxane, bonded and crosslinked phase.

- Column specially designed for the analysis of amines
- Basic deactivation of the column surface with reagents synthesized in our laboratories, that jointly with the crosslinking method have permitted the minimization of the absorption level and tailing of basic compounds, like the alkylamines, alcoholamines, basic pharmaceuticals, aromatic amines, etc.
- Selectivity and thermal stability equivalent to the TRB-5 columns



Structure of Poly(dimethyldiphenyl)siloxane

TRB-5Amine Equivalent Phase

Restek: Rtx-5Amine

Supelco: PTA-5

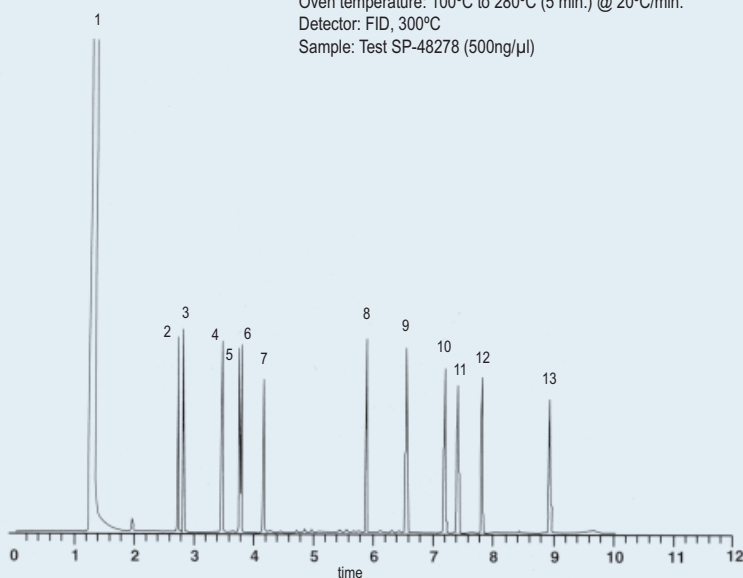
Macherey-Nagel: OPTIMA-5A

TRB-5Amine

Internal Diam. (mm)	Length (m)	Film Thickness (µm)	Temp limits (°C)	Part. N°. (P/N)	
0,25	15	0,50	-60 to 300/315	TR-210512	
	15	1,00	-60 to 300/315	TR-211012	
	30	0,50	-60 to 300/315	TR-210532	
	30	1,00	-60 to 300/315	TR-211032	
	60	0,50	-60 to 300/315	TR-210562	
	60	1,00	-60 to 300/315	TR-211062	
0,32	15	0,50	-60 to 300/315	TR-210513	
	15	1,00	-60 to 300/315	TR-211013	
	15	1,50	-60 to 290/305	TR-211513	
	30	0,50	-60 to 300/315	TR-210533	
	30	1,00	-60 to 300/315	TR-211033	
	30	1,50	-60 to 290/305	TR-211533	
	60	0,50	-60 to 300/315	TR-210563	
	60	1,00	-60 to 300/315	TR-211063	
	60	1,50	-60 to 290/305	TR-211563	
	0,53	15	1,00	-60 to 290/305	TR-211015
		15	3,00	-60 to 280/295	TR-213015
		30	1,00	-60 to 290/305	TR-211035
30		3,00	-60 to 280/295	TR-213035	
60		1,00	-60 to 290/305	TR-211065	
60		3,00	-60 to 280/295	TR-213065	

Amines Test

Column: **TRB-5Amine**, P/N TR-210532
 Dimensions: 30 m x 0.25 mm x 0.50 µm
 Injection: 1 µL (split 1:50), 280°C
 Carrier gas: H₂, 12 psi (87.7 kPa).
 Oven temperature: 100°C to 280°C (5 min.) @ 20°C/min.
 Detector: FID, 300°C
 Sample: Test SP-48278 (500ng/µl)



Peak Name

- 1 Methyl tert-butyl ether
- 2 Benzylamine
- 3 n-Octylamine
- 4 n-Nonylamine
- 5 2,4-Dimethylaniline
- 6 2,6-Dimethylaniline
- 7 n-Decylamine
- 8 C-15
- 9 C-16
- 10 C-17
- 11 Tri-n-hexylamine
- 12 C-18
- 13 C-20

TKG 1113



MetAmine-VOL

- For separation of volatile amines (optimized separation)
- Fully compatible with water samples
- High temperature stability
- Good peak shape for volatile alcohols

This column is one of the best options for separation of volatile amines and alcohols. High retention, selectivity and inertness to amines (optimal peak shape).

Base line separation of Mono-Methylamine (MMA), di-Methylamine (DMA) and tri-Methylamine (TMA)

MetAmine-VOL Equivalent Phase

Varian: CP-Volamine

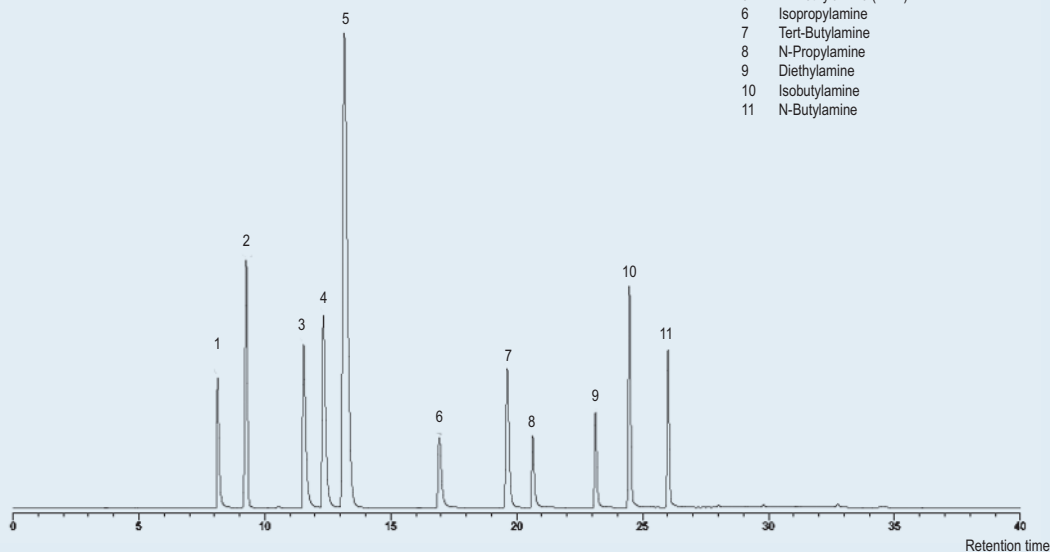
MetAmine-VOL

Internal Diam. (mm)	Length (m)	Film Thickness (µm)	Temp limits (°C)	Part. N°. (P/N)
0,32	15	Optimized	260 to 280	TR-635013
	30	Optimized	260 to 280	TR-635033
	60	Optimized	260 to 280	TR-635063

Column: **MetAmine-VOL**, P/N TR-635063
 Dimensions: 60 m x 0.32 mm
 Injection: 100 µL Head Space (2t,75°) split 1:15, 180°C
 Sample: mix of amines in water
 Carrier gas: He, 14 psi (96.5 kPa).
 Program temperature: 40°C (10 min) @ 10°C/min. to 200°C
 Detector: FID, 225°C

Peak Name

- 1 Methylamine (MMA)
- 2 Methanol
- 3 Dimethylamine (DMA)
- 4 Ethylamine
- 5 Trimethylamine (TMA)
- 6 Isopropylamine
- 7 Tert-Butylamine
- 8 N-Propylamine
- 9 Diethylamine
- 10 Isobutylamine
- 11 N-Butylamine

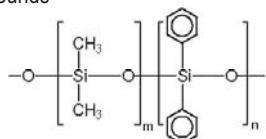


TKG 1256

TRB-5.625

95% Dimethyl-(5%) diphenylpolysiloxane, bonded and crosslinked phase.

- Specially manufactured column to fulfil the level of inertness required by the EPA methods for the analysis of semivolatiles compounds, designed for methods 625, 1625, 8270 and CLP protocols
- Inertness and minimum absorption for acidic, basic and neutral compounds



Structure of Poly(dimethyldiphenyl)siloxane

TRB-5.625 Equivalent Phase

Supelco: PTE-5
Agilent: DB.5.625

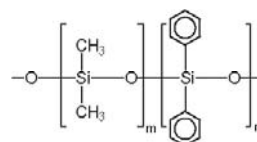
TRB-5.625

Internal Diam.(mm)	Length (m)	Film Thickness (µm)	Temp limits (°C)	Part. N°. (P/N)	
0,18	20	0,18	-60 to 325/350	TR-260984	
	20	0,36	-60 to 325/350	TR-263484	
0,20	12	0,33	-60 to 325/350	TR-2633B9	
	25	0,33	-60 to 325/350	TR-263329	
	50	0,33	-60 to 325/350	TR-263359	
0,25	15	0,10	-60 to 325/350	TR-260112	
	15	0,25	-60 to 325/350	TR-260212	
	15	0,50	-60 to 325/350	TR-260512	
	15	1,00	-60 to 325/350	TR-261012	
30	0,10	-60 to 325/350	TR-260132		
	0,25	-60 to 325/350	TR-260232		
	0,50	-60 to 325/350	TR-260532		
	1,00	-60 to 325/350	TR-261032		
	60	0,10	-60 to 325/350	TR-260162	
	60	0,25	-60 to 325/350	TR-260262	
0,32	15	0,10	-60 to 325/350	TR-260113	
	15	0,25	-60 to 325/350	TR-260213	
	15	0,50	-60 to 325/350	TR-260513	
	15	1,00	-60 to 325/350	TR-261013	
	30	0,10	-60 to 325/350	TR-260133	
	30	0,25	-60 to 325/350	TR-260233	
30	0,50	-60 to 325/350	TR-260533		
	1,00	-60 to 325/350	TR-261033		
	60	0,10	-60 to 325/350	TR-260163	
	0,53	15	1,50	-60 to 320/340	TR-261515
		30	0,50	-60 to 320/340	TR-260535
		30	1,00	-60 to 310/330	TR-261035
60	0,25	-60 to 325/350	TR-260265		

TRB-G27

95% Dimethyl-(5%) diphenylpolysiloxane, bonded and crosslinked phase.

- Column which fulfils the specifications of the American Pharmacopeia (USP), for the test of organic volatile impurities (OVI) in pharmaceutical products. Methods <USP 467>



Structure of Poly(dimethyldiphenyl)siloxane

TRB-G27 Equivalent Phase

Restek: Rtx-G27
Supelco: G27

TRB-G27

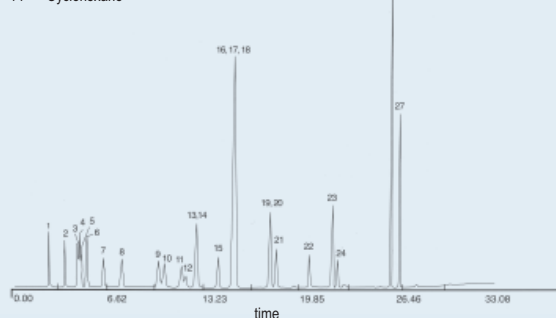
Internal Diam.(mm)	Length (m)	Film Thickness (µm)	Temp limits (°C)	Part. N°. (P/N)
0,53	30	5,00	-60 to 270/290	TR-175035

Residual solvents in Pharmaceutical Products

Column: TRB-G27, 30 m x 0,53 mm x 5,0 µm, P/N TR-175035
Injection: 220°C, (split 1:80), 5 m phenylmethyl deactivated retention gap
Carrier Gas: He, 4,5 psi (31kPa), 35 cm/s. to 35°C
Oven Temp: 35°C (10 min.) to 100°C @ 5° C/min. to 240°C (5 min.) @ 25°C/min.
Detector: FID@ 250°C
Sample: 0,02 µl solvent mixture

Peak Name


1	Methanol	15	1,2-Dichloroethane
2	Ethanol	16	Benzene
3	Acetonitrile	17	Carbon tetrachloride
4	Acetone	18	n-Butanol
5	Isopropanol	19	n-Heptane
6	Ethyl ether	20	Trichloroethylene
7	Methylene chloride	21	1,4-Dioxane
8	n-Propanol	22	Pyridine
9	Methyl ethyl ketone (MEK)	23	Toluene
10	n-Hexane	24	Dimethylformamide (DMF)
11	Ethyl acetate	25	p-Xylene
12	Chloroform	26	m-Xylene
13	Tetrahydrofuran (THF)	27	o-Xylene
14	Cyclohexane		



TKG 1114

MTI-5

5% Phenyl-(95%) methylpolysiloxane, bonded and crosslinked phase.



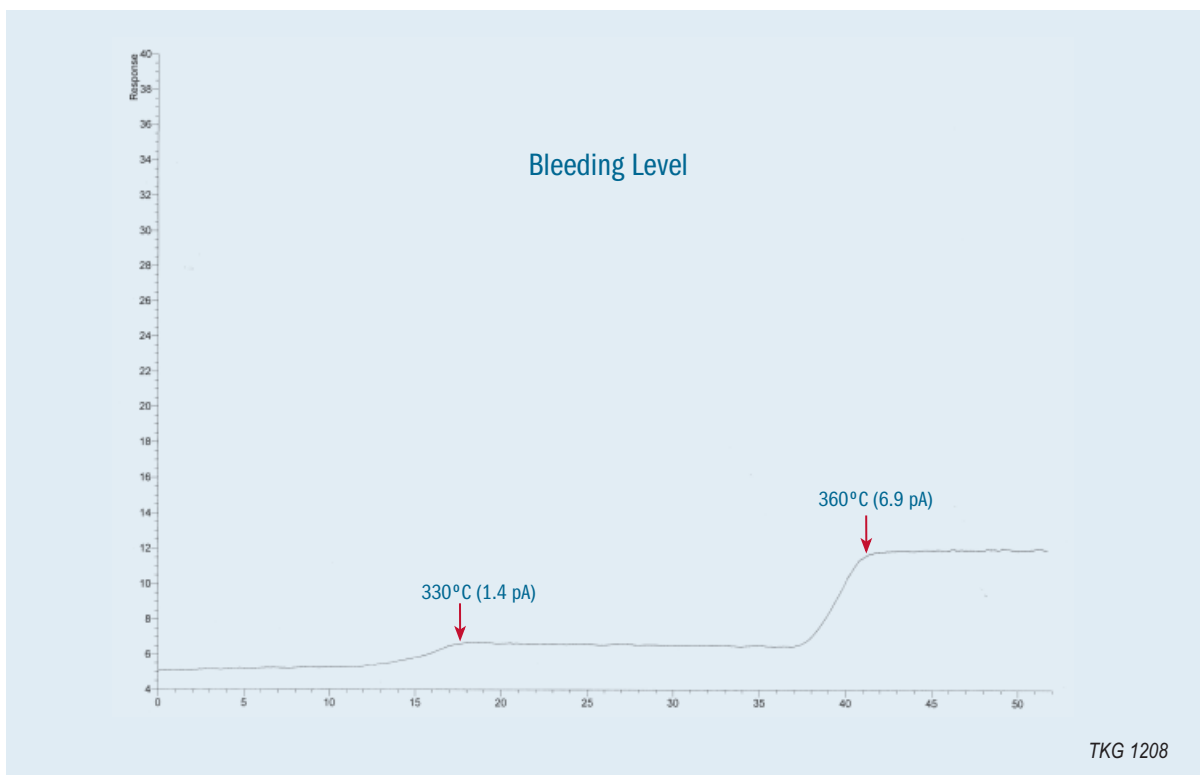
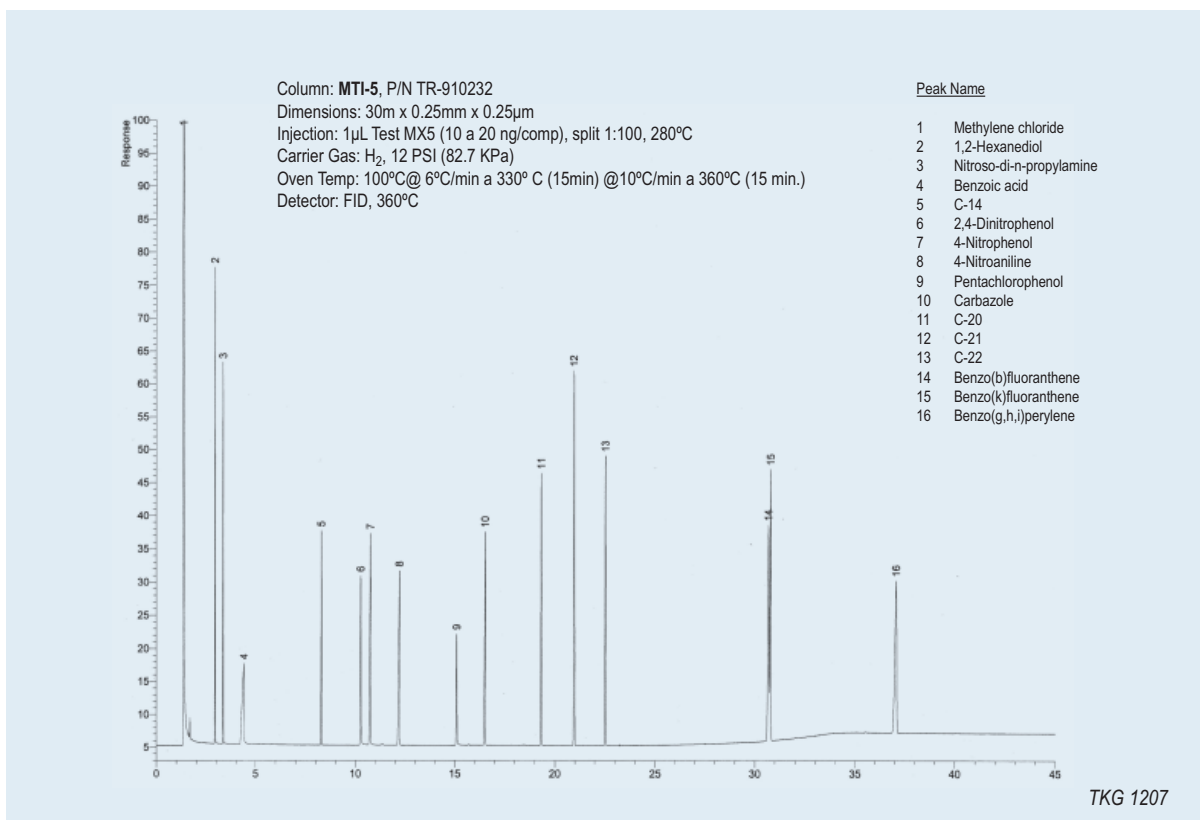
- Polarity equivalent to Supelco PTE-5 and Agilent HP-5Msi columns
- Non polar column maximum inertness and ultra low bleeding.
- Column contrasted for analyses of semivolatil contaminant agents (EPA 625, 1625, 8770)
- Maximum thermal stability (360°)

MTI-5 Equivalent Phase

Supelco: PTE-5
Agilent: HP-5Msi

MTI-5

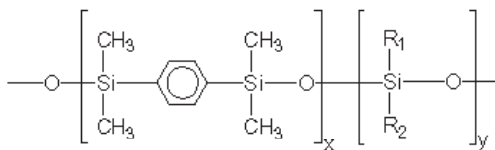
Internal Diam.(mm)	Length (m)	Film Thickness (µm)	Temp limits (°C)	Part. N° (P/N)
0,25	30	0,25	-60 to 360	TR-910232
0,32	30	0,25	-60 to 360	TR-910233
0,53	15	0,50	-60 to 330/360	TR-910515



Meta.X5

Silphenylene phase, selectivity similar to TRB-5, bonded and crosslinked phase.

- Choice column for the analysis of semivolatile compounds with GC-MS
- Polymer synthesis designed and developed by scientists at Teknokroma
- Selectivity similar to TRB-5
- New generation of column incorporates arylene groups in the polymer structure, and this improves the thermal stability, reduces the bleeding level and provides optimal resolution for aromatic compounds
- Manufacturing procedures of this Teknokroma column guarantees maximal inertness and minimal bleeding level
- Quality control test (MX5) that guarantees total inertness and optimal signal/noise ratio (S/N) for the more active compounds that normally suffer adsorption problems, like 2,4-dinitrophenol, 4 nitroaniline and pentachlorophenol



Structure of Polysiloxane containing p-silphenylene

Meta.X5 Equivalent Phase

Restek: Rxi-5Sil MS

Agilent/JW: DB.5 MS, HP-5TA

Supelco: MDN-5, SLB-5MS

Chromopack/Varian: CP-SIL8CB MS, VF-5MS

Alltech: AT-5ms

Quadrex: 007-5MS

SGE: BPX-5

Phenomenex: ZB-5MS

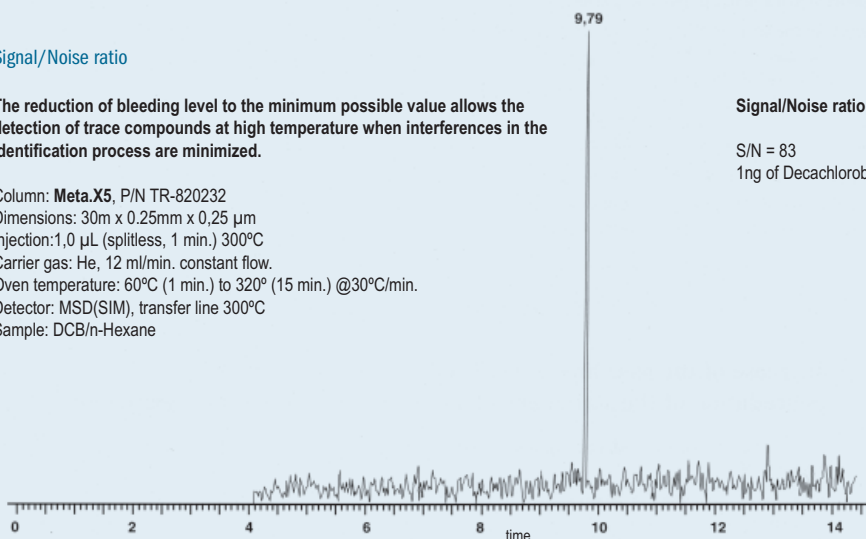
Meta.X5

Internal Diam.(mm)	Length (m)	Film Thickness (µm)	Temp limits (°C)	Part. N°. (P/N)
0,18	20	0,18	-60 to 325/350	TR-820984
	20	0,36	-60 to 325/350	TR-823484
	40	0,18	-60 to 325/350	TR-8209C4
0,20	12	0,33	-60 to 325/350	TR-8233B9
	25	0,33	-60 to 325/350	TR-823329
	50	0,33	-60 to 325/350	TR-823359
0,25	15	0,10	-60 to 325/350	TR-820112
	15	0,25	-60 to 325/350	TR-820212
	15	0,50	-60 to 325/350	TR-820512
	15	1,00	-60 to 325/350	TR-821012
	30	0,10	-60 to 325/350	TR-820132
	30	0,25	-60 to 325/350	TR-820232
	30	0,50	-60 to 325/350	TR-820532
	30	1,00	-60 to 325/350	TR-821032
	60	0,10	-60 to 325/350	TR-820162
	60	0,25	-60 to 325/350	TR-820262
0,32	15	0,10	-60 to 325/350	TR-820113
	15	0,25	-60 to 325/350	TR-820213
	15	0,50	-60 to 325/350	TR-820513
	15	1,00	-60 to 325/350	TR-821013
	30	0,10	-60 to 325/350	TR-820133
	30	0,25	-60 to 325/350	TR-820233
	30	0,50	-60 to 325/350	TR-820533
	30	1,00	-60 to 325/350	TR-821033
	60	0,10	-60 to 325/350	TR-820163
	60	0,25	-60 to 325/350	TR-820263
0,53	15	0,50	-60 to 320/340	TR-820515
	15	1,00	-60 to 320/340	TR-821015
	15	1,50	-60 to 320/340	TR-821515
	30	0,50	-60 to 320/340	TR-820535
	30	1,00	-60 to 320/340	TR-821035
	30	1,50	-60 to 310/330	TR-821535

Signal/Noise ratio

The reduction of bleeding level to the minimum possible value allows the detection of trace compounds at high temperature when interferences in the identification process are minimized.

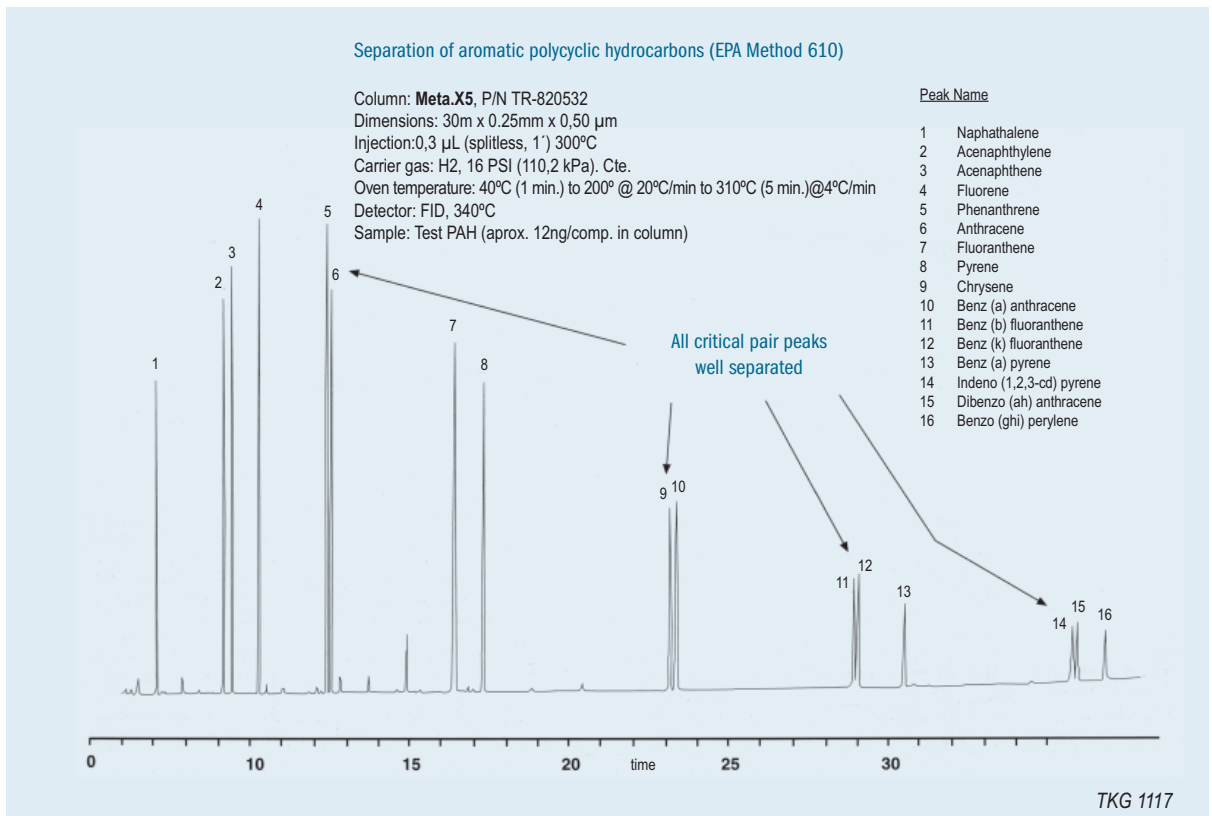
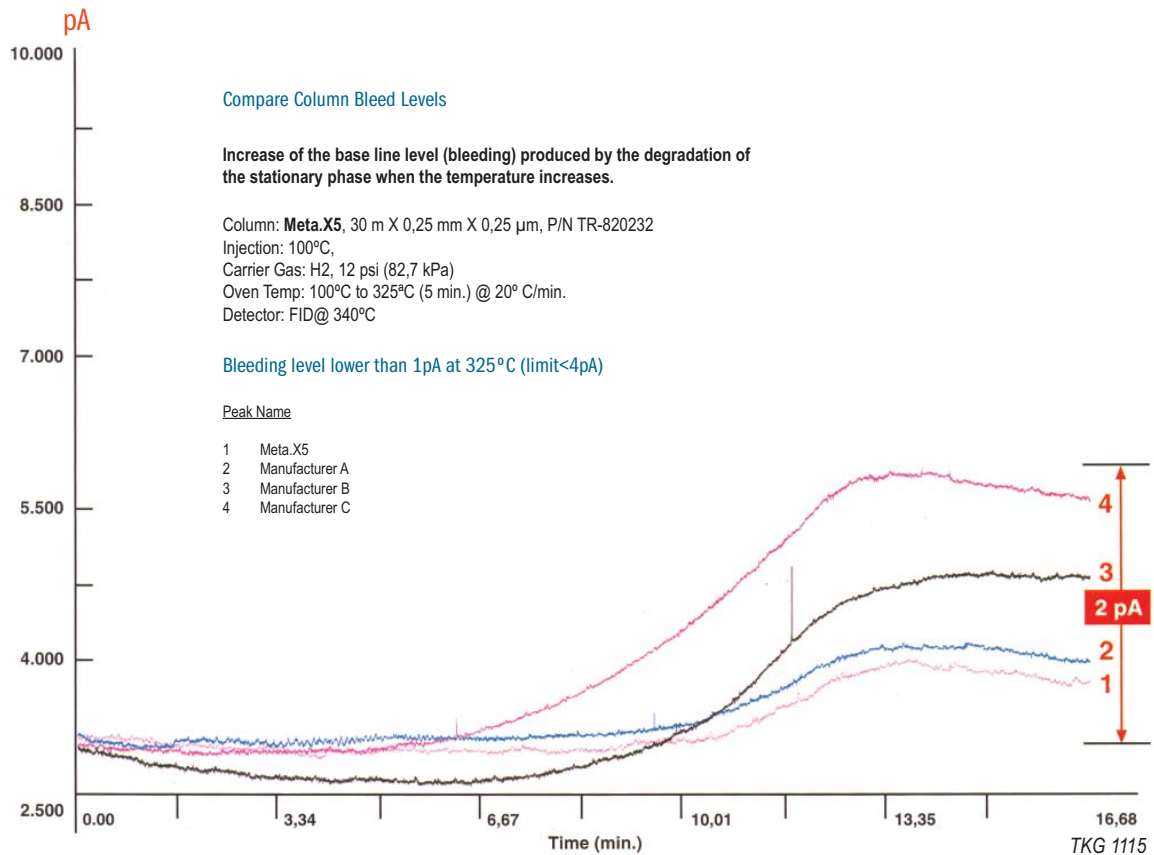
Column: **Meta.X5**, P/N TR-820232
 Dimensions: 30m x 0.25mm x 0.25 µm
 Injection: 1.0 µL (splitless, 1 min.) 300°C
 Carrier gas: He, 12 ml/min. constant flow.
 Oven temperature: 60°C (1 min.) to 320° (15 min.) @30°C/min.
 Detector: MSD(SIM), transfer line 300°C
 Sample: DCB/n-Hexane



Signal/Noise ratio

S/N = 83
 1ng of Decachlorobiphenyl (DCB)

TKG 1116



Meta.X5 Triazine (proprietary phase)

Silphenylene phase, selectivity similar to TRB-5, bonded and crosslinked phase.

- New formulation for Meta.X5 stationary phase. Ideal for separation of Triazine Herbicides from EPA 609 method.
- Low bleed and excellent inertness for the analysis of traces of herbicides by GC/MS.
- General purpose column for pesticides.

Meta.X5 Triazine

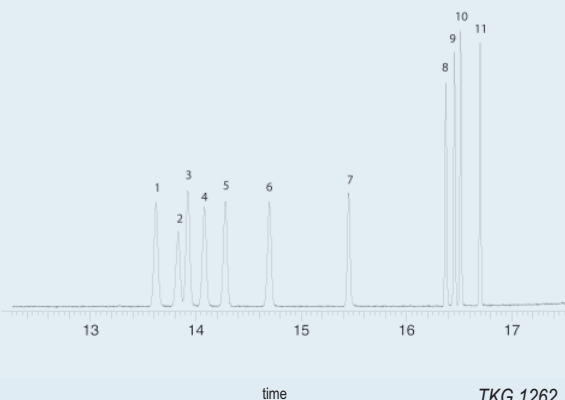
Internal Diam.(mm)	Length (m)	Film Thickness (µm)	Temp limits (°C)	Part. N°. (P/N)
0,30	30	0,25	325 to 350°C	TR-410232

Triazine Herbicides

Column: **Meta.X5 Triazine**, P/N TR-410232
 Dimensions: 30m x 0.25mm x 0,25 µm
 Injection: split 1:25; T=250°C
 Carrier gas: Helium, constant flow @ 1.0ml/min.
 Oven temperature: 80°C(0.5 min.) to 160°C(7 min.) @ 30°C/min. to 195°C(0min) @ 7°C/min to 290°C (3min) @ 45°C/min
 Transfer Line temp: 290°C
 Ionization mode: EI
 Scan range: 50-450amu
 Sample: Triazine herbicides EPA 619 2ng/compound on column

Peak Name

- Atraton
- Simazine
- Prometon
- Atrazine
- Propazine
- Terbutylazine
- Secbumeton
- Simetryn
- Ametryn
- Prometryn
- Terbutryn



Meta.XLB (proprietary phase)

Silphenylene phase, bonded and crosslinked

- Low polarity phase with Extreme Low Bleed.
- Directly replace for DB-XLB
- General purpose column with extended temperature range (30 to 340/360°C)
- Ideal column for GC-MS analysis
- Unique selectivity for aromatic compounds (PCBs, PAHs, PBDEs)
- Excellent column for pesticides and herbicides

Meta.XLB Equivalent Phase

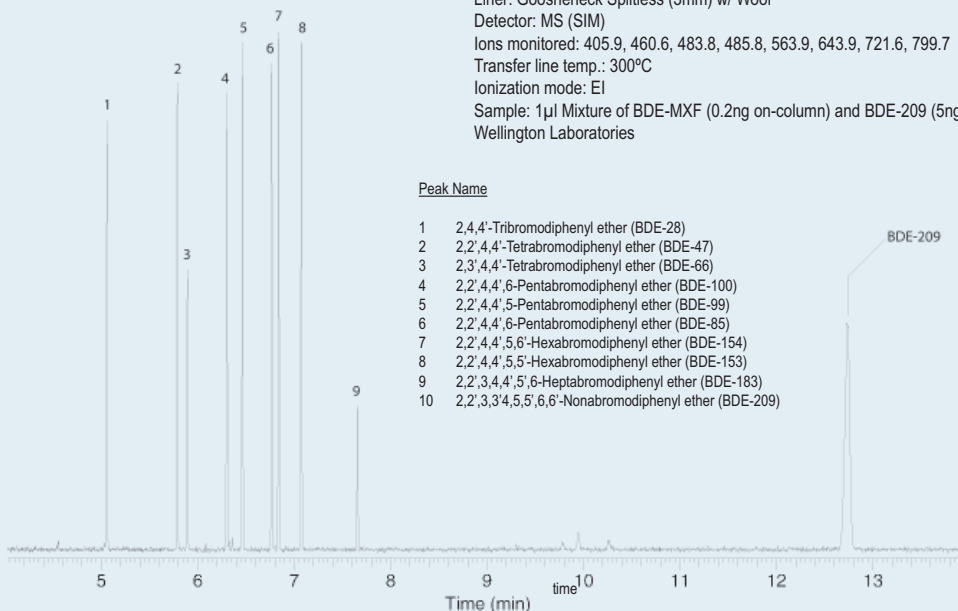
Restek: Rxi-XLB
Agilent/JW: DB-XLB
Supelco: MDN 12
Varian: VF-Xms
Phenomenex: ZB-XLB
Macherey-Nagel: OPTIMA XLB

Meta.XLB

Internal Diam.(mm)	Length (m)	Film Thickness (µm)	Temp limits (°C)	Part. N°. (P/N)	
0,10	10	0,10	30 to 340/360°C	TR-330141	
	0,18	20	0,18	30 to 340/360°C	TR-330984
		30	0,18	30 to 340/360°C	TR-330934
0,25	60	0,18	30 to 340/360°C	TR-330964	
	15	15	0,10	30 to 340/360°C	TR-330112
		15	0,25	30 to 340/360°C	TR-330212
15	15	1,00	30 to 340/360°C	TR-331012	
	30	0,10	30 to 340/360°C	TR-330132	
	30	0,25	30 to 340/360°C	TR-330232	
	30	0,50	30 to 340/360°C	TR-330532	
	30	1,00	30 to 340/360°C	TR-331032	
	60	0,25	30 to 340/360°C	TR-330262	
0,32	15	0,25	30 to 340/360°C	TR-330213	
	15	1,00	30 to 340/360°C	TR-331013	
	30	0,10	30 to 340/360°C	TR-330133	
30	30	0,25	30 to 340/360°C	TR-330233	
	30	0,50	30 to 340/360°C	TR-330533	
	30	1,00	30 to 340/360°C	TR-331033	
	60	0,25	30 to 340/360°C	TR-330263	
	0,53	15	1,50	30 to 320/340°C	TR-331515
		30	1,50	30 to 320/340°C	TR-331535

ANALYSIS OF BROMINATED FLAME RETARDANTS (POLYBROMINATED DIPHENYL ETHERS, PBDEs)

Column: **Meta.XLB**, 15m x 0.18mm x 0.072µm (P/N: TR-332414)
 Injection: 280°C, Splitless w/ Surge: Pulse 40psi @ 0.30min, 50ml/min @ 0.4min
 Oven temperature: 100°C (0.5min) to 320°C (7min) @ 30°C/min
 Carrier gas: Helium, Constant flow @ 2ml/min
 Liner: Gooseneck Splitless (3mm) w/ Wool
 Detector: MS (SIM)
 Ions monitored: 405.9, 460.6, 483.8, 485.8, 563.9, 643.9, 721.6, 799.7
 Transfer line temp.: 300°C
 Ionization mode: EI
 Sample: 1µl Mixture of BDE-MXF (0.2ng on-column) and BDE-209 (5ng on-column) from Wellington Laboratories



Peak Name

- 1 2,4,4'-Tribromodiphenyl ether (BDE-28)
- 2 2,2',4,4'-Tetrabromodiphenyl ether (BDE-47)
- 3 2,3',4,4'-Tetrabromodiphenyl ether (BDE-66)
- 4 2,2',4,4',6-Pentabromodiphenyl ether (BDE-100)
- 5 2,2',4,4',5-Pentabromodiphenyl ether (BDE-99)
- 6 2,2',4,4',6-Pentabromodiphenyl ether (BDE-85)
- 7 2,2',4,4',5,6'-Hexabromodiphenyl ether (BDE-154)
- 8 2,2',4,4',5,5'-Hexabromodiphenyl ether (BDE-153)
- 9 2,2',3,4,4',5',6-Heptabromodiphenyl ether (BDE-183)
- 10 2,2',3,3',4,4',5,5',6,6'-Nonabromodiphenyl ether (BDE-209)

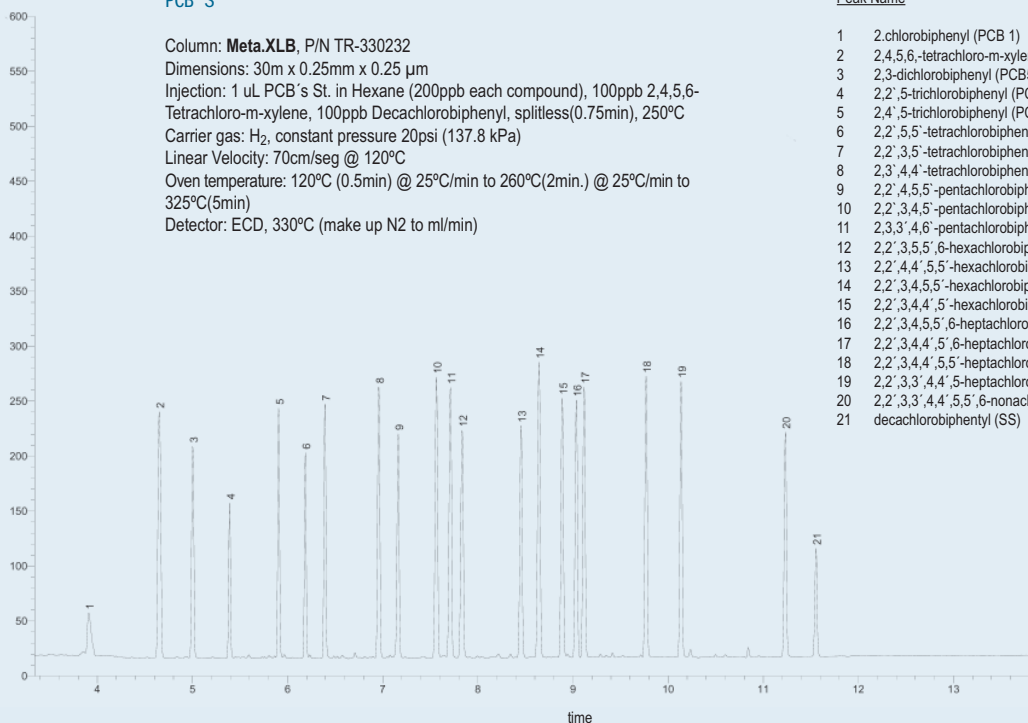
TKG 1272

PCB'S

Column: **Meta.XLB**, P/N TR-330232
 Dimensions: 30m x 0.25mm x 0.25 µm
 Injection: 1 µL PCB's St. in Hexane (200ppb each compound), 100ppb 2,4,5,6-Tetrachloro-m-xylene, 100ppb Decachlorobiphenyl, splitless(0.75min), 250°C
 Carrier gas: H₂, constant pressure 20psi (137.8 kPa)
 Linear Velocity: 70cm/seg @ 120°C
 Oven temperature: 120°C (0.5min) @ 25°C/min to 260°C(2min.) @ 25°C/min to 325°C(5min)
 Detector: ECD, 330°C (make up N₂ to ml/min)

Peak Name

- 1 2-chlorobiphenyl (PCB 1)
- 2 2,4,5,6-tetrachloro-m-xylene (SS)
- 3 2,3-dichlorobiphenyl (PCB5)
- 4 2,2',5-trichlorobiphenyl (PCB18)
- 5 2,4',5-trichlorobiphenyl (PCB31)
- 6 2,2',5,5'-tetrachlorobiphenyl (PCB52)
- 7 2,2',3,5'-tetrachlorobiphenyl (PCB44)
- 8 2,3',4,4'-tetrachlorobiphenyl (PCB66)
- 9 2,2',4,5,5'-pentachlorobiphenyl (PCB101)
- 10 2,2',3,4,5'-pentachlorobiphenyl (PCB87)
- 11 2,3,3',4,6'-pentachlorobiphenyl (PCB110)
- 12 2,2',3,5,5',6-hexachlorobiphenyl (PCB151)
- 13 2,2',4,4',5,5'-hexachlorobiphenyl (PCB153)
- 14 2,2',3,4,5,5'-hexachlorobiphenyl (PCB141)
- 15 2,2',3,4,4',5'-hexachlorobiphenyl (PCB136)
- 16 2,2',3,4,5,5',6-heptachlorobiphenyl (PCB187)
- 17 2,2',3,4,4',5',6-heptachlorobiphenyl (PCB183)
- 18 2,2',3,4,4',5,5'-heptachlorobiphenyl (PCB180)
- 19 2,2',3,3',4,4',5-heptachlorobiphenyl (PCB170)
- 20 2,2',3,3',4,4',5,5',6-nonachlorobiphenyl (PCB286)
- 21 decachlorobiphenyl (SS)

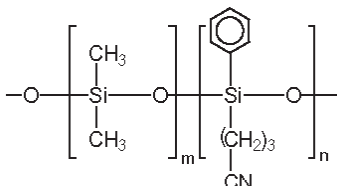


TKG 1265

TRB-1301

94% Dimethyl-(6%) cyanopropylphenyl polysiloxane, bonded and crosslinked phase.

- (6%)Cyanopropyl-phenyl-(94%)dimethylpolysiloxane
- Ideal column for analyzing mixtures of acidic and basic compounds with a wide range of polarity
- This column of intermediate polarity is very useful for analyzing pesticides and herbicides



Structure of Poly(dimethylcyanopropylphenyl)siloxane

TRB-1301 Equivalent Phase

Agilent: HP-1301, HP-624, DB-1301, DB-624

Supelco: SPB-1301, OVI-G43

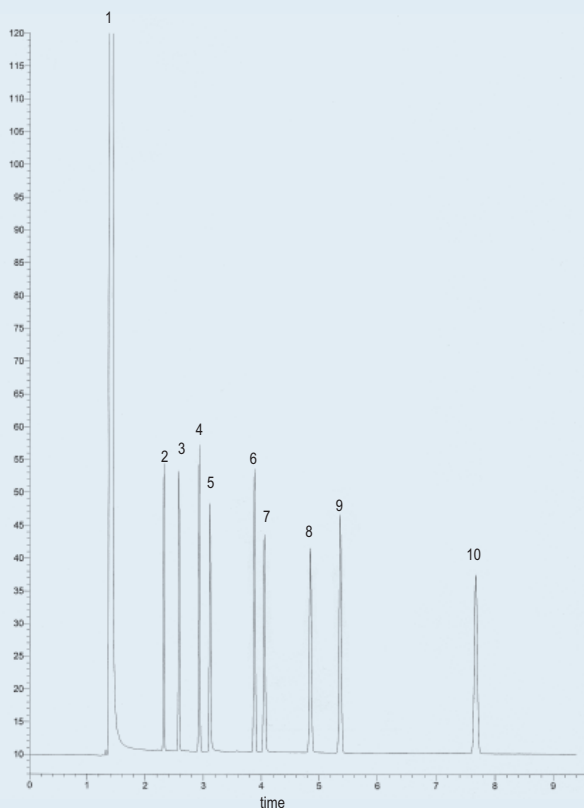
Restek: Rtx-1301, Rtx-624

SGE: BPX-624

Alltech: AT-624

TRB-1301

Internal Diam. (mm)	Length (m)	Film Thickness (µm)	Temp limits (°C)	Part. N°. (P/N)	
0,18	10	0,40	-20 to 280/300	TR-640444	
	0,25	15	0,25	-20 to 280/300	TR-640212
		15	1,00	-20 to 260/280	TR-641012
0,25	30	0,25	-20 to 280/300	TR-640232	
		1,00	-20 to 260/280	TR-641032	
	60	0,25	-20 to 280/300	TR-640262	
		1,00	-20 to 260/280	TR-641062	
	0,32	15	0,25	-20 to 280/300	TR-640213
			1,00	-20 to 260/280	TR-641013
30		0,25	-20 to 280/300	TR-640233	
		1,00	-20 to 260/280	TR-641033	
60		0,25	-20 to 280/300	TR-640263	
		1,00	-20 to 260/280	TR-641063	
0,53	15	1,00	-20 to 260/280	TR-641015	
		30	1,00	-20 to 260/280	TR-641035
	60	1,00	-20 to 260/280	TR-641065	



TRB-1301

Column: **TRB-1301**, P/N TR-641032

Dimensions: 30m x 0.25mm x 1.0 µm

Injection: 0.5 µL standard SP-4-7301 (500 ng/mL), split 1:50, 260°C

Carrier gas: H₂, constant pressure 12 psi (82.7 kPa).

Oven temperature: 165°C

Detector: FID, 280°C

Peak Name

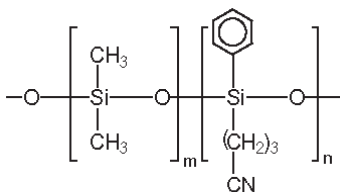
- 1 Methylene chloride
- 2 C-10
- 3 2-Octanone
- 4 C-11
- 5 1-Octanol
- 6 C-12
- 7 2,6-Dimethylphenol
- 8 2,6-Dimethylaniline
- 9 C-13
- 10 C-14

TKG 1118

TRB-624

94% Dimethyl-(6%) cyanopropylphenyl polysiloxane, bonded and crosslinked phase.

- (6%) Cyanopropyl-phenyl - (94%) dimethylpolysiloxane
- Column developed specially for environmental analysis of volatile compounds ("Volatile Priority Pollutants")
- Column perfectly compatible with EPA methods 501.3, 502.2, 524.2, 601, 602, 8010, 8015, 8020, 8221, 8240 and 8260.
- Excellent inertness against active compounds



Structure of Poly(dimethylcyanopropylphenyl)siloxane

TRB-624 Equivalent Phase

Agilent: HP-1301, HP-624, DB-1301, DB-624

Supelco: SPB-1301, OVI-G43

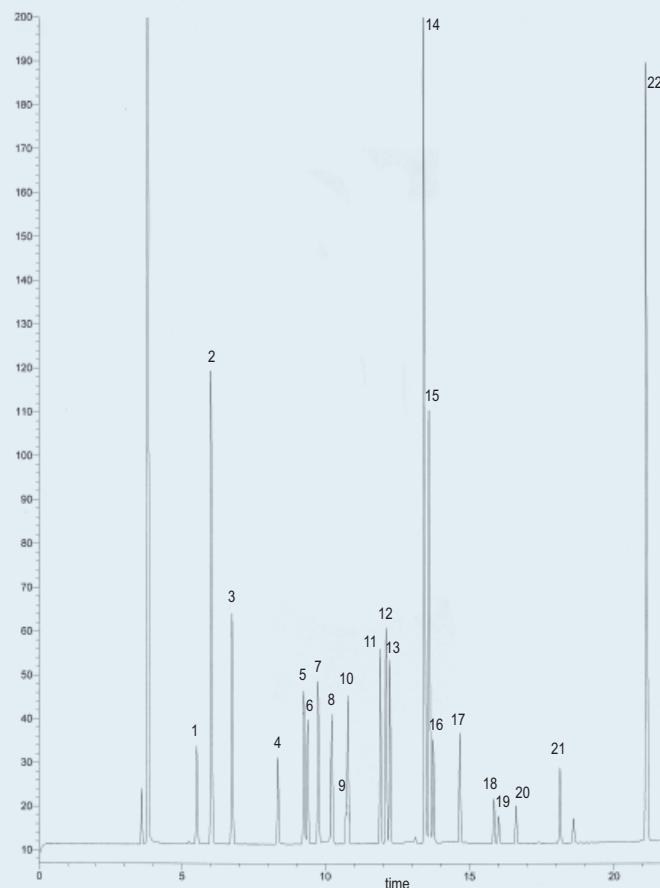
Restek: Rtx-1301, Rtx-624

SGE: BPX-624

Alltech: AT-624

TRB-624

Internal Diam.(mm)	Length (m)	Film Thickness (µm)	Temp limits (°C)	Part. N°. (P/N)
0,18	20	1,00	-20 to 240/260	TR-601084
0,20	25	1,12	-20 to 240/260	TR-601129
0,25	30	1,40	-20 to 240/260	TR-601432
	60	1,40	-20 to 240/260	TR-601462
0,32	30	1,80	-20 to 240/260	TR-601833
	60	1,80	-20 to 240/260	TR-601863
0,53	30	3,00	-20 to 240/260	TR-603035
	60	3,00	-20 to 240/260	TR-603065
	75	3,00	-20 to 240/260	TR-603075
105	3,00	-20 to 240/260	TR-6030K5	



TRB-624

Column: **TRB-624**, P/N TR-601462

Dimensions: 60m x 0.25mm x 1.4 µm

Injection: 1 µL solvents mixture, split 1:100 (20-600 ng/comp.), 260°C

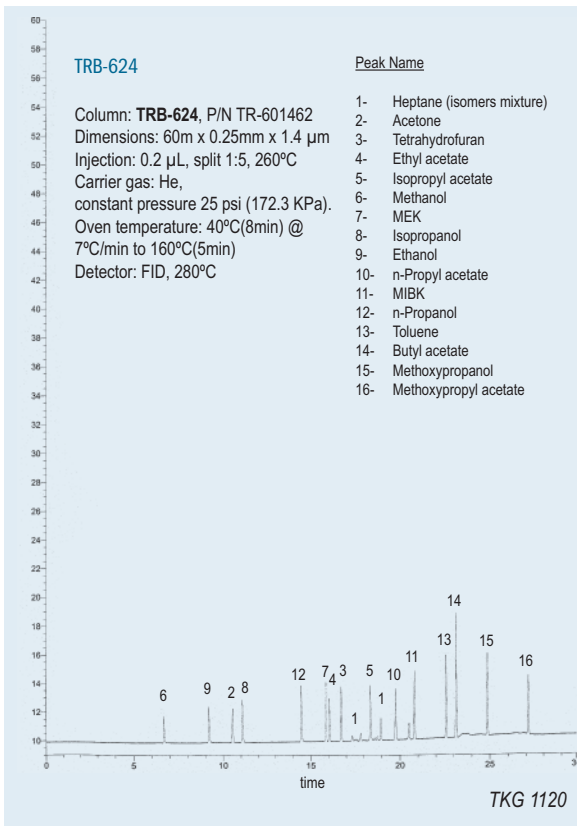
Carrier gas: H₂, constant pressure 25 psi (172.3 KPa).

Oven temperature: 50°C(5min) @ 6°C/min to 220°C

Detector: FID, 280°C

Peak Name

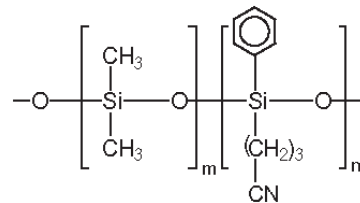
- Diethylether
- Acetone
- Methyl acetate
- Vinyl acetate
- MEK
- Ethyl acetate
- Tetrahydrofuran
- Cyclohexane
- Benzene
- Isopropyl acetate
- 2-Pentanone
- 3-Pentanone
- Propyl acetate
- Pyridine
- Toluene
- Isobutyl acetate
- Butyl acetate
- Ethyl benzene
- m-Xylene/p-Xylene
- o-Xylene
- Diisobutylketone
- Nitrobenzene



TRB-G43

94% Dimethyl-(6%) cyanopropylphenyl polysiloxane, bonded and crosslinked phase.

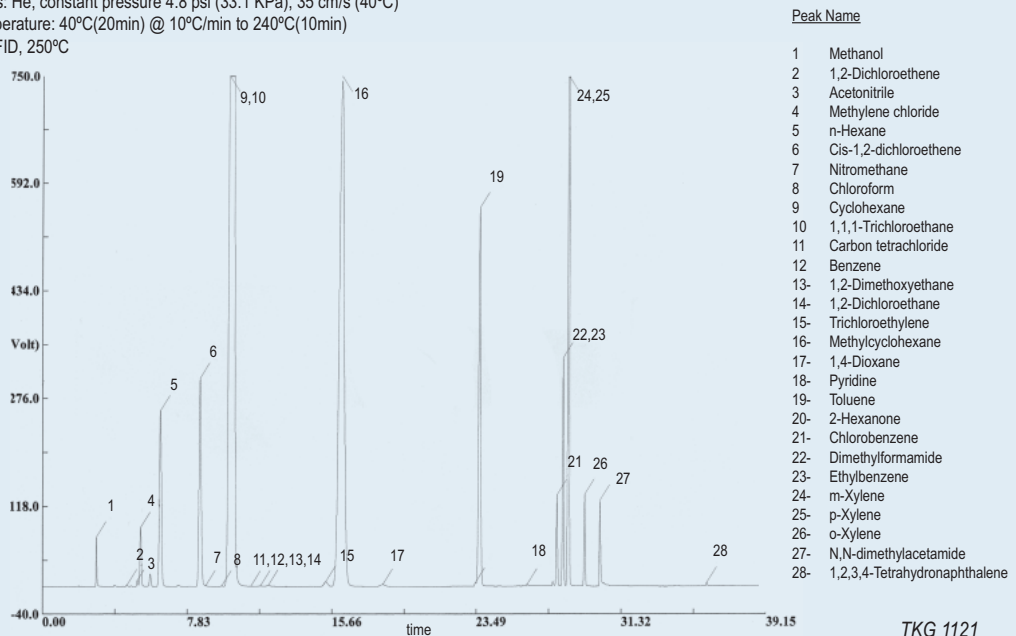
- (6%) Cyanopropyl-phenyl - (94%) dimethylpolysiloxane (USP G43)
- Fulfills the specifications of the American (USP) and European (EP) pharmacopoeia for the analysis of residual solvents (OVI) in pharmaceutical products, USP method <467> and EP method 2.4.24
- Column with chemical inertness and low bleed guaranteed
- Specially tested for complete separation of the five solvents regulated by USP Method 467
- For this analysis, pharmacopoeia recommends the use of a guard column of 5m (P/N TR-200055) to trap the non-volatile impurities in the sample



Structure of Poly(dimethylcyanopropylphenyl)siloxane

TRB-G43

Column: **TRB-G43**, P/N TR-163035
 Dimensions: 30m x 0.53mm x 3.0 μm
 Injection: split 1:2, 250°C, 5m x 0.53mm intermediate polarity column (TR-200055)
 Sample: 0.5 mL headspace 80°C (2t static head space sampler) 28 Class 1 Mix and Class 2 Mix A, Mix B residual solvents at the regulatory limit concentration.
 Carrier gas: He, constant pressure 4.8 psi (33.1 KPa), 35 cm/s (40°C)
 Oven temperature: 40°C(20min) @ 10°C/min to 240°C(10min)
 Detector: FID, 250°C





TRB-G43

Internal Diam.(mm)	Length (m)	Film Thickness (µm)	Temp limits (°C)	Part. N°. (P/N)
0,53	30	3,00	-20 to 240/260	TR-163035

TRB-G43 Equivalent Phase

Agilent: HP-1301, HP-624, DB-1301, DB-624

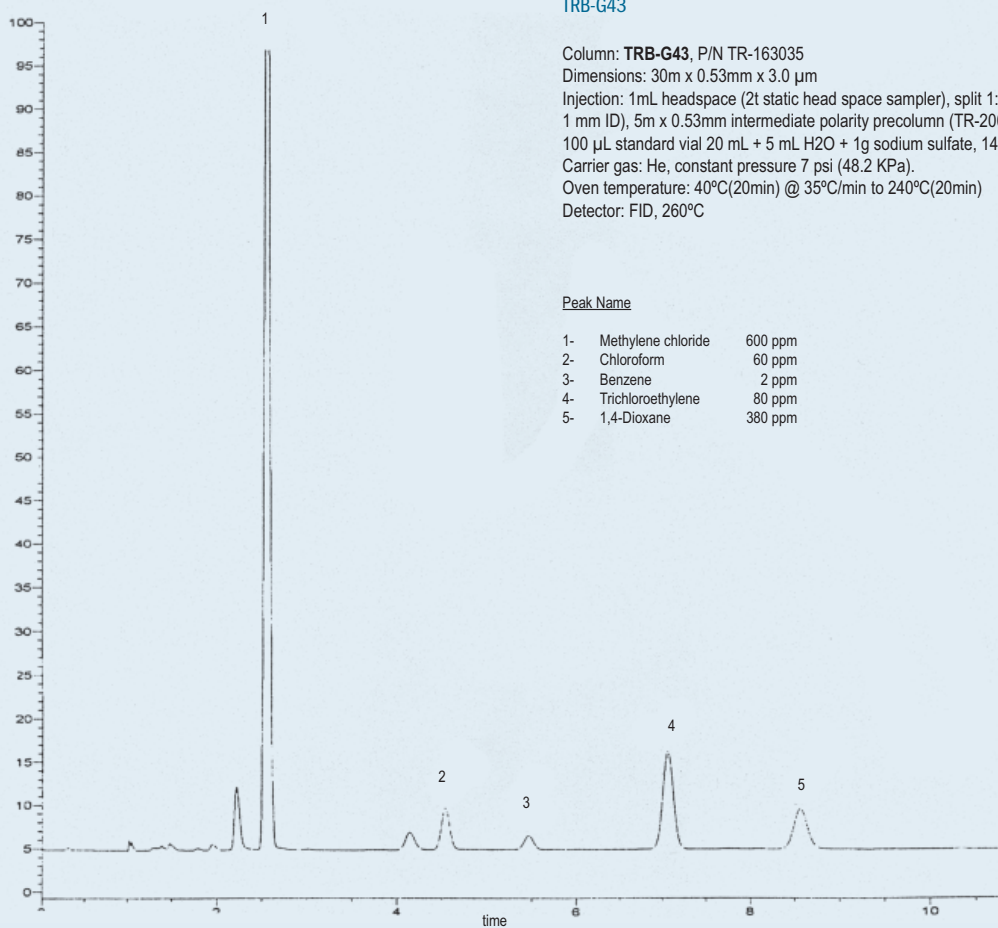
Supelco: SPB-1301, OVI-G43

Restek: Rtx-1301, Rtx-624

SGE: BPX-624

Alltech: AT-624

USP Nomenclature: G43



TRB-G43

Column: **TRB-G43**, P/N TR-163035

Dimensions: 30m x 0.53mm x 3.0 µm

Injection: 1mL headspace (2t static head space sampler), split 1:2 (liner 1 mm ID), 5m x 0.53mm intermediate polarity precolumn (TR-200055), 100 µL standard vial 20 mL + 5 mL H₂O + 1g sodium sulfate, 140°C

Carrier gas: He, constant pressure 7 psi (48.2 KPa).

Oven temperature: 40°C(20min) @ 35°C/min to 240°C(20min)

Detector: FID, 260°C

Peak Name

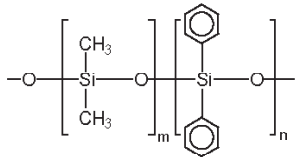
1-	Methylene chloride	600 ppm
2-	Chloroform	60 ppm
3-	Benzene	2 ppm
4-	Trichloroethylene	80 ppm
5-	1,4-Dioxane	380 ppm

TKG 1122

TRB-14

(14%) Diphenyl- (86%) dimethylpolysiloxane, bonded and crosslinked phase.

- (14%) Diphenyl- (86%) dimethylpolysiloxane
- Column of intermediate polarity without cyanopropyl groups in its structure
- Chemical inertness and low bleed guaranteed
- Confirmation column alongside TRB-1 and TRB-5



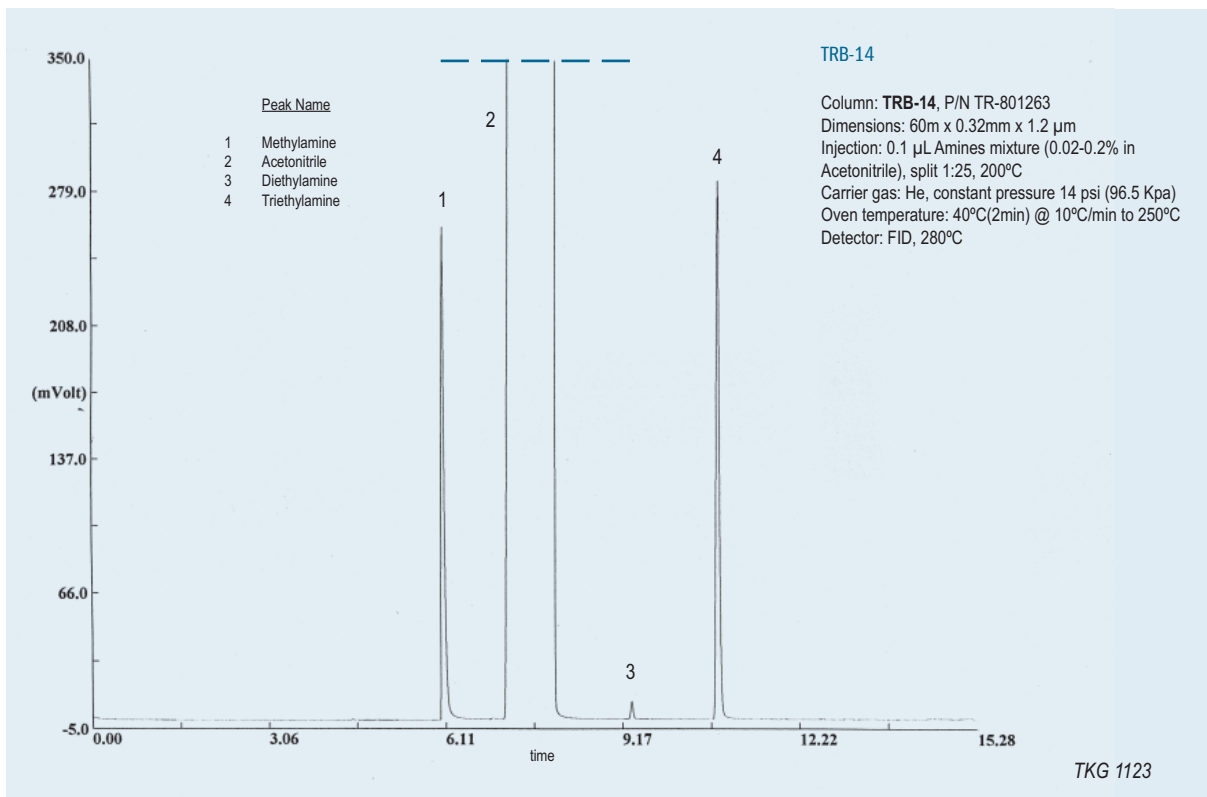
Structure of Poly(dimethyldiphenyl)siloxane

TRB-14 Equivalent Phase

Varian: CP-SIL 13 CB

TRB-14

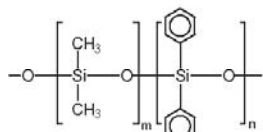
Internal Diam.(mm)	Length (m)	Film Thickness (µm)	Temp limits (°C)	Part. N°. (P/N)
0,25	15	0,20	-20 to 300/330	TR-802112
	15	0,40	-20 to 300/330	TR-800412
	15	1,20	-20 to 300/330	TR-801212
	30	0,20	-20 to 300/330	TR-802132
	30	0,40	-20 to 300/330	TR-800432
	30	1,20	-20 to 300/330	TR-801232
	60	0,20	-20 to 300/330	TR-802162
	60	0,40	-20 to 300/330	TR-800462
	60	1,20	-20 to 300/330	TR-801262
0,32	15	0,20	-20 to 300/330	TR-802113
	15	0,40	-20 to 300/330	TR-800413
	15	1,20	-20 to 300/330	TR-801213
	30	0,20	-20 to 300/330	TR-802133
	30	0,40	-20 to 300/330	TR-800433
	30	1,20	-20 to 300/330	TR-801233
	60	0,20	-20 to 300/330	TR-802163
	60	0,40	-20 to 300/330	TR-800463
	60	1,20	-20 to 300/330	TR-801263
0,53	15	1,00	-20 to 300/330	TR-801015
	15	2,00	-20 to 300/330	TR-802015
	30	1,00	-20 to 300/330	TR-801035
	30	2,00	-20 to 300/330	TR-802035
	60	1,00	-20 to 300/330	TR-801065
	60	2,00	-20 to 300/330	TR-802065



TRB-20

(20%) Diphenyl-(80%) Dimethylpolysiloxane, bonded and crosslinked phase.

- (20%) Diphenyl-(80%) dimethylpolysiloxane
- Column of intermediate polarity without cyanopropyl groups in its structure
- Excellent confirmation column



Structure of Poly(dimethyldiphenyl)siloxane

TRB-20 Equivalent Phase

Varian: CP-SIL 13 CB

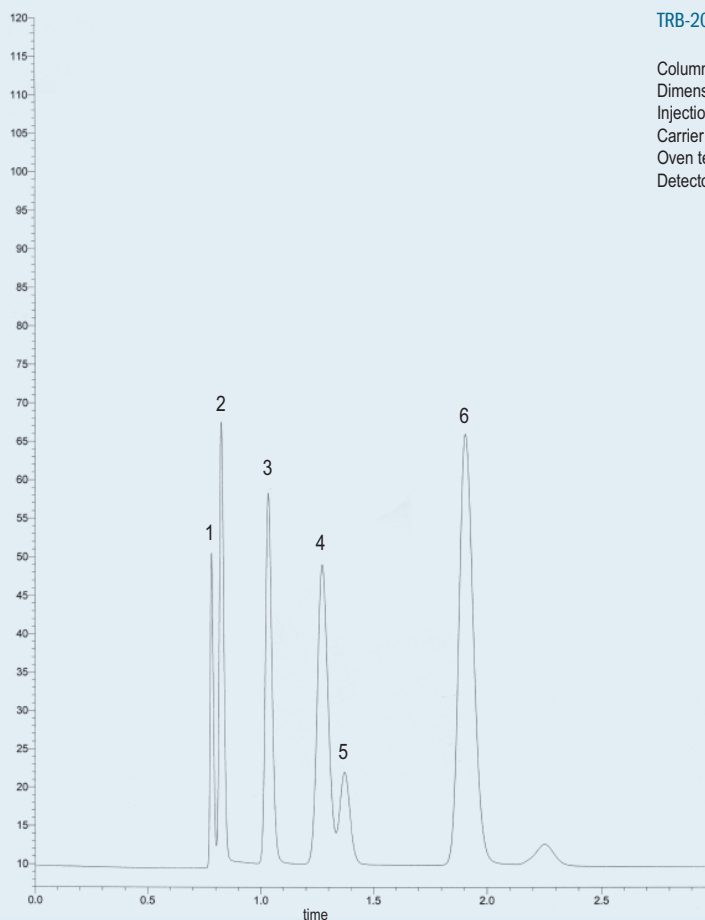
Supelco: SPB-20

Alltech: AT-20

Quadrex: 007-502

TRB-20

Internal Diam.(mm)	Length (m)	Film Thickness (µm)	Temp limits (°C)	Part. N°. (P/N)
0,25	15	0,25	-20 to 300/320	TR-200212
	15	1,00	-20 to 280/300	TR-201012
	30	0,25	-20 to 300/320	TR-200232
	30	1,00	-20 to 280/300	TR-201032
	60	0,25	-20 to 300/320	TR-200262
	60	1,00	-20 to 280/300	TR-201062
0,32	15	0,25	-20 to 300/320	TR-200213
	15	1,00	-20 to 280/300	TR-201013
	30	0,25	-20 to 300/320	TR-200233
	30	1,00	-20 to 280/300	TR-201033
	60	0,25	-20 to 300/320	TR-200263
	60	1,00	-20 to 280/300	TR-201063
0,53	15	0,50	-20 to 260/280	TR-200515
	15	1,00	-20 to 260/280	TR-201015
	30	0,50	-20 to 260/280	TR-200535
	30	1,00	-20 to 260/280	TR-201035
	60	0,50	-20 to 260/280	TR-200565
	60	1,00	-20 to 260/280	TR-201065



TRB-20

Column: **TRB-20**, P/N TR-203035

Dimensions: 30m x 0.53mm x 3.0 µm

Injection: Alcohols in blood, 0.5 µL Head Space, split 5:1, 200°C

Carrier gas: He, constant pressure 10 psi (69Kpa)

Oven temperature: 40°C (isothermal)

Detector: FID, 200°C

Peak Name

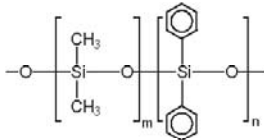
- 1- Methanol
- 2- Acetaldehyde
- 3- Ethanol
- 4- Isopropanol
- 5- Acetone
- 6- n-Propanol

TKG 1124

TRB-35

(35%) Diphenyl (65%) Dimethylpolysiloxane, bonded and crosslinked phase.

- (35%) Diphenyl-(65%) dimethylpolysiloxane
- Column of intermediate polarity without cyanopropyl groups in its structure
- Excellent confirmation column



Structure of Poly(dimethyldiphenyl)siloxane

TRB-35 Equivalent Phase

Agilent: HP-35, DB-35

Supelco: SPB-35

Restek: Rtx-35

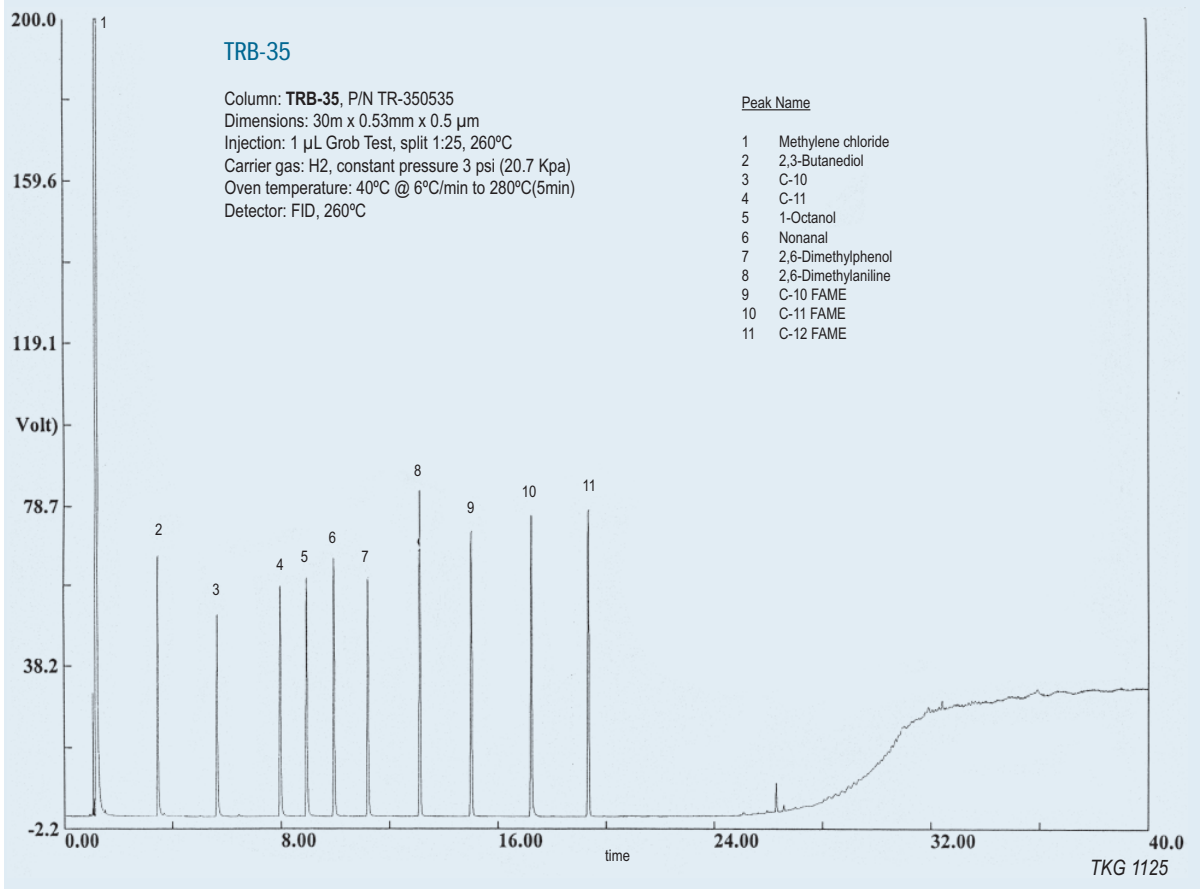
SGE: BPX-35

Alltech: AT-35

Quadrex: 007-11

TRB-35

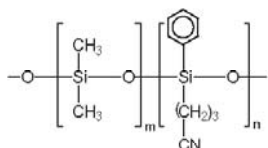
Internal Diam. (mm)	Length (m)	Film Thickness (µm)	Temp limits (°C)	Part. N°. (P/N)
0,25	15	0,15	-20 to 300/320	TR-351312
	15	0,25	-20 to 300/320	TR-350212
	30	0,15	-20 to 300/320	TR-351332
	30	0,25	-20 to 300/320	TR-350232
	60	0,15	-20 to 300/320	TR-351362
	60	0,25	-20 to 300/320	TR-350262
0,32	15	0,15	-20 to 300/320	TR-351313
	15	0,25	-20 to 300/320	TR-350213
	15	0,50	-20 to 290/310	TR-350513
	30	0,15	-20 to 300/320	TR-351333
	30	0,25	-20 to 300/320	TR-350233
	30	0,50	-20 to 290/310	TR-350533
	60	0,15	-20 to 300/320	TR-351363
	60	0,25	-20 to 300/320	TR-350263
	60	0,50	-20 to 290/310	TR-350563
	0,53	15	0,50	-20 to 260/280
15		1,00	-20 to 260/280	TR-351015
30		0,50	-20 to 260/280	TR-350535
30		1,00	-20 to 260/280	TR-351035
60		0,50	-20 to 260/280	TR-350565
60		1,00	-20 to 260/280	TR-351065



TRB-1701

(14%) Cyanopropylphenyl-(86%) dimethyl polysiloxane, bonded and crosslinked phase.

- (14%) Cyanopropyl-phenyl- (86%)dimethylpolysiloxane
- Intermediate polarity column of wide use
- Historically used in the analysis of pesticides.



Structure of Poly(dimethylcyanopropylphenyl)siloxane

TRB-1701 Equivalent Phase

Agilent: HP-1701, PAS-1701, DB-1701

Supelco: SPB-1701

Restek: Rtx-1701

Varian: CP-SIL 19 CB

SGE: BP-10

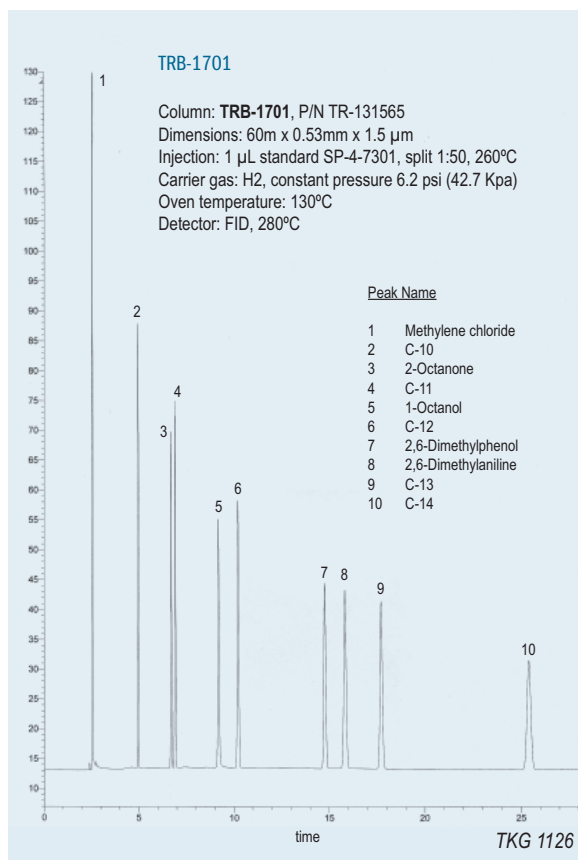
Alltech: AT-1701

Quadrex: 007-1701



TRB-1701

Internal Diam.(mm)	Length (m)	Film Thickness (µm)	Temp limits (°C)	Part. N°. (P/N)
0,10	20	0,10	-20 to 280/280	TR-130181
	20	0,40	-20 to 280/280	TR-130481
0,18	10	0,40	-20 to 280/280	TR-130444
	20	0,18	-20 to 280/280	TR-130984
0,20	15	0,20	-20 to 280/280	TR-132119
	30	0,20	-20 to 280/280	TR-132139
	60	0,20	-20 to 280/280	TR-132169
0,25	15	0,25	-20 to 280/280	TR-130212
	15	0,50	-20 to 270/280	TR-130512
	15	1,00	-20 to 260/280	TR-131012
	30	0,10	-20 to 280/280	TR-130132
	30	0,25	-20 to 280/280	TR-130232
	30	0,50	-20 to 270/280	TR-130532
0,32	30	1,00	-20 to 260/280	TR-131032
	60	0,10	-20 to 280/280	TR-130162
	60	0,25	-20 to 280/280	TR-130262
	60	0,50	-20 to 270/280	TR-130562
	60	1,00	-20 to 260/280	TR-131062
	0,53	15	0,10	-20 to 280/280
15		0,25	-20 to 280/280	TR-130213
15		0,50	-20 to 270/280	TR-130513
15		1,00	-20 to 260/280	TR-131013
30		0,10	-20 to 280/280	TR-130133
30		0,25	-20 to 280/280	TR-130233
30		0,50	-20 to 270/280	TR-130533
30		1,00	-20 to 260/280	TR-131033
60		0,10	20 to 280/280	TR-130163
60		0,25	-20 to 280/280	TR-130263
0,53	60	0,50	-20 to 270/280	TR-130563
	60	1,00	-20 to 260/280	TR-131063
	15	0,10	-20 to 270/280	TR-130115
	15	0,50	-20 to 260/270	TR-130515
	15	1,00	-20 to 250/270	TR-131015
	15	1,50	-20 to 240/260	TR-131515
	30	0,10	-20 to 270/280	TR-130135
	30	0,50	-20 to 260/270	TR-130535
	30	1,00	-20 to 250/270	TR-131035
	30	1,50	-20 to 240/260	TR-131535
0,53	60	0,10	-20 to 270/280	TR-130165
	60	0,50	-20 to 260/270	TR-130565
	60	1,00	-20 to 250/270	TR-131065
	60	1,50	-20 to 240/260	TR-131565



TRB-225

(50%) Cyanopropylphenyl - (50%) dimethyl polysiloxane, bonded and crosslinked phase.

- (50%) Cyanopropylphenyl - (50%) dimethyl polysiloxane
- Medium/high polarity column
- Excellent for separating cis-trans isomers of FAMES and sugar derivatives.

TRB-225 Equivalent Phase

Agilent: HP-225, DB-225

Restek: Rtx-225

Varian: CP-SIL 43 CB

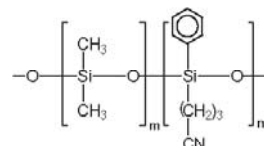
SGE: BP-225

Alltech: AT-225


Quadrex: 007-225

TRB-225

Internal Diam. (mm)	Length (m)	Film Thickness (µm)	Temp limits (°C)	Part. N°. (P/N)
0,10	20	0,10	40 to 220/240	TR-250181
0,18	20	0,18	40 to 220/240	TR-252184
0,20	15	0,20	40 to 220/240	TR-252119
	30	0,20	40 to 220/240	TR-252139
0,25	15	0,15	40 to 220/240	TR-251312
	15	0,25	40 to 220/240	TR-250212
	30	0,15	40 to 220/240	TR-251332
0,32	30	0,25	40 to 220/240	TR-250232
	0,32	15	0,15	40 to 220/240
0,53	15	0,25	40 to 220/240	TR-250213
	30	0,15	40 to 220/240	TR-251333
	30	0,25	40 to 220/240	TR-250233
0,53	15	1,00	40 to 200/220	TR-251015
	30	1,00	40 to 200/220	TR-251035



Structure of Poly(dimethylcyanopropylphenyl)siloxane



TRB-225

Column: **TRB-225**, P/N TR-251332

Dimensions: 30m x 0.25mm x 0.15 µm

Injection: 1 µL standard SP-4-7301, split 1:50, 260°C

Carrier gas: H₂, constant pressure 12 psi (82.7 Kpa)

Oven temperature: 110°C

Detector: FID, 280°C

Peak Name

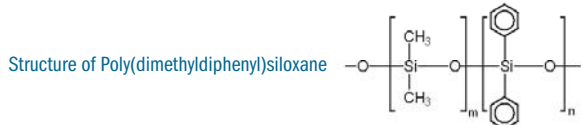
- 1 Methylene chloride
- 2 C-10
- 3 C-11
- 4 C-12
- 5 2-Octanone
- 6 C-13
- 7 1-Octanol
- 8 C-14
- 9 2,6-Dimethylphenol
- 10 2,6-Dimethylaniline

TKG 1127

TRB-50

(50%) Diphenyl-(50%) dimethyl polysiloxane, bonded and crosslinked phase.

- (50%) Diphenyl-(50%) dimethyl polysiloxane
- Medium polarity column
- Excellent column for confirmation of TRB-5 analyses



TRB-50 Equivalent Phase

Agilent: HP-50, +DB-17, DB-608
Supelco: SPB-50, SPB-2250
Restek: Rtx-50, Rxi-17
Varian: CP-SIL 24 CB
Alltech: AT-50
Quadrex: 007-17

TRB-50

Internal Diam.(mm)	Length (m)	Film Thickness (µm)	Temp limits (°C)	Part. N°. (P/N)
0,10	10	0,10	40 to 280/300	TR-500141
	10	0,20	40 to 280/300	TR-502141
	20	0,10	40 to 280/300	TR-500181
0,18	20	0,18	40 to 280/300	TR-500984
	20	0,30	40 to 280/300	TR-502984
0,25	15	0,15	40 to 280/300	TR-501312
	15	0,25	40 to 280/300	TR-500212
	15	0,50	40 to 280/300	TR-500512
	30	0,15	40 to 280/300	TR-501332
	30	0,25	40 to 280/300	TR-500232
	30	0,50	40 to 280/300	TR-500532
	60	0,15	40 to 280/300	TR-501362
	60	0,25	40 to 280/300	TR-500262
0,32	15	0,15	40 to 280/300	TR-501313
	15	0,25	40 to 280/300	TR-500213
	15	0,50	40 to 280/300	TR-500513
	30	0,15	40 to 280/300	TR-501333
	30	0,25	40 to 280/300	TR-500233
	30	0,50	40 to 280/300	TR-500533
	60	0,15	40 to 280/300	TR-501363
	60	0,25	40 to 280/300	TR-500263
0,53	15	0,50	40 to 260/280	TR-500515
	15	1,00	40 to 260/280	TR-501015
	30	0,50	40 to 260/280	TR-500535
	30	1,00	40 to 260/280	TR-501035
	60	0,50	40 to 260/280	TR-500565
	60	1,00	40 to 260/280	TR-501065

TRB-50ht

(50%) Diphenyl-(50%) dimethylpolysiloxane, bonded and crosslinked phase.

- (50%) Diphenyl-(50%) dimethylpolysiloxane
- Medium polarity column with high thermal stability
- Best column for triglycerides analysis



TRB-50ht Equivalent Phase

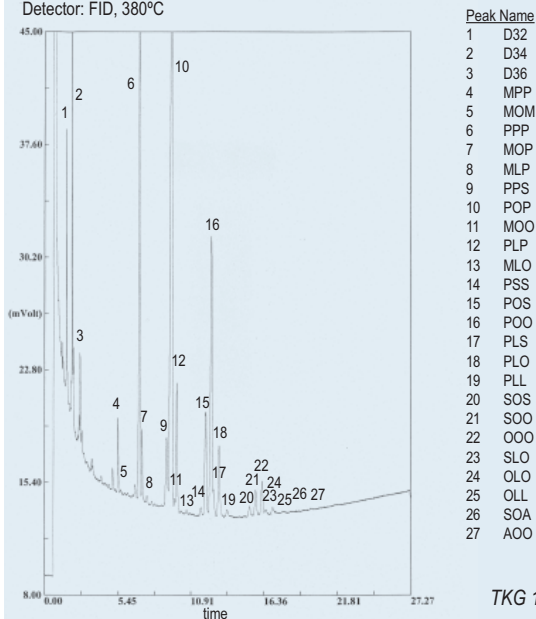
Agilent: DB17ht
Restek: Rtx-65
Varian: TAB-CB
Quadrex: 007-65HT

TRB-50ht

Internal Diam.(mm)	Length (m)	Film Thickness (µm)	Temp limits (°C)	Part. N°. (P/N)
0,25	15	0,10	50 to 370	TR-530112
	15	0,15	50 to 370	TR-531312
	30	0,10	50 to 370	TR-530132
	30	0,15	50 to 370	TR-531332

TRB-50ht

Column: **TRB-50ht**, P/N TR-531312
 Dimensions: 15m x 0.25mm x 0.15 µm
 Injection: 0.2mL Triglycerides Palm Oil in Isooctane(50 mg/mL), split 1:12
 Carrier gas: H₂, constant pressure, 9psi (56 KPa)
 Oven temperature: 340°C(1min)@0.5°C/min to 355°C(5min)
 Injector: 380°C (high temperature septum)
 Detector: FID, 380°C



Peak Name
1 D32
2 D34
3 D36
4 MPP
5 MOM
6 PPP
7 MOP
8 MLP
9 PPS
10 POP
11 MOO
12 PLP
13 MLO
14 PSS
15 POS
16 POO
17 PLS
18 PLO
19 PLL
20 SOS
21 SOO
22 OOO
23 SLO
24 OLO
25 OLL
26 SOA
27 AOO

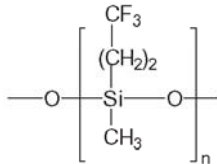
TKG 1128

TRB-F50

(50%) Trifluoropropyl-(50%) Methylpolysiloxane, bonded and crosslinked phase.

- (50%) Trifluoropropyl-(50%) Methylpolysiloxane
- High polarity column
- Column designed for the EPA 609 and 8140 methods

Structure of Poly(methyltrifluoropropyl)siloxane



TRB-F50 Equivalent Phase

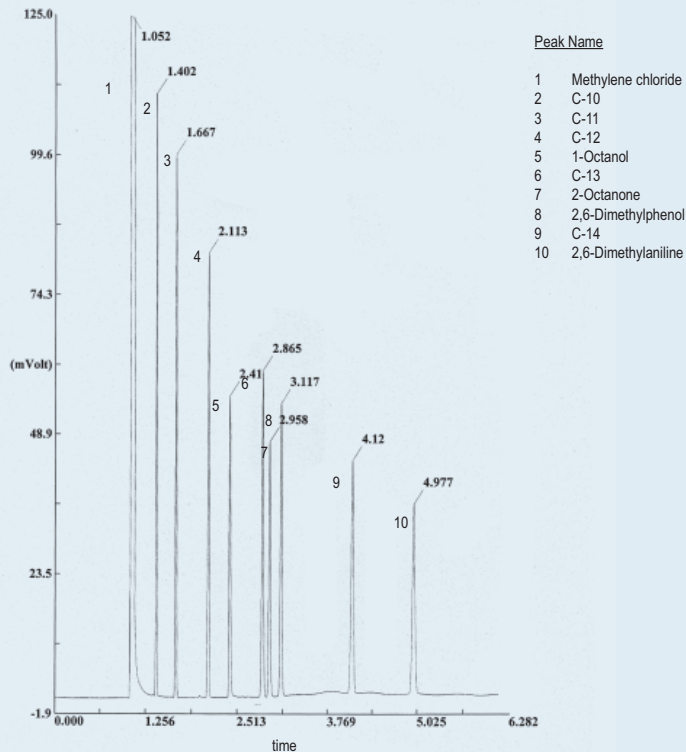
Agilent: DB-210, DB-200
Restek: Rtx-200
Alltech: AT-210
Quadrex: 007-210

TRB-F50

Internal Diam.(mm)	Length (m)	Film Thickness (µm)	Temp limits (°C)	Part. N°. (P/N)
0,18	20	0,20	45 to 240/260	TR-572184
	0,25	15	0,15	45 to 240/260
		15	0,25	45 to 240/260
		15	0,50	45 to 240/260
		30	0,15	45 to 240/260
		30	0,25	45 to 240/260
		30	0,50	45 to 240/260
	0,32	15	0,15	45 to 240/260
		15	0,25	45 to 240/260
		15	0,50	45 to 240/260
		30	0,15	45 to 240/260
		30	0,25	45 to 240/260
		30	0,50	45 to 240/260
	0,53	15	1,00	45 to 220/240
30		1,00	45 to 220/240	TR-571035

TRB-F50

Column: **TRB-F50**, P/N TR-570533
 Dimensions: 30m x 0.32mm x 0.5 µm
 Injection: 1 µL standard SP-4-7301 (500 ng/mL comp), split 1:50, 260°C
 Carrier gas: H2, constant pressure, 7psi (48.2 KPa)
 Oven temperature: 100°C
 Detector: FID, 280°C

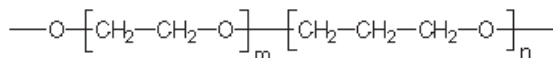


TKG 1129

TRB-PAG

50% Polyethylene -50% polypropylene glycol, bonded and crosslinked phase.

- (50%) Polyethylene-(50%) polypropylene glycol
- Phase polarity slightly lower than TRB-WAX due to the inclusion of groups of propylene oxide
- Polarity similar to UCON phase



Structure of Poly(ethylenepropylene)glycol

TRB-PAG Equivalent Phase

Supelco: PAG

TRB-PAG


Internal Diam.(mm)	Length (m)	Film Thickness (µm)	Temp limits (°C)	Part. N°. (P/N)
0,25	15	0,25	30 to 220/230	TR-550212
	30	0,25	30 to 220/230	TR-550232
	60	0,25	30 to 220/230	TR-550262
0,32	15	0,25	30 to 220/230	TR-550213
	30	0,25	30 to 220/230	TR-550233
	60	0,25	30 to 220/230	TR-550263
0,53	15	0,50	30 to 220/230	TR-550515
	30	0,50	30 to 220/230	TR-550535
	60	0,50	30 to 220/230	TR-550565

TRB-PAG

Column: **TRB-PAG**, P/N TR-550232
 Dimensions: 30m x 0.25mm x 0.25 µm
 Injection: 1 µL Test Grob, split 1:25, 260°C
 Carrier gas: H₂, constant pressure 11 psi (75.8 Kpa)
 Oven temperature: 40°C @ 6°C/min to 230°C(5min)
 Detector: FID, 260°C

Peak Name

- 1 C-10
- 2 C-11
- 3 Nonanal
- 4 2,3-Butanediol
- 5 1-Octanol
- 6 C-10 FAME
- 7 Dicyclohexylamine
- 8 2,6-Dimethylaniline
- 9 C-11 FAME
- 10 2,6-Dimethylphenol
- 11 C-12 FAME
- 12 2-Ethyl hexanoic acid



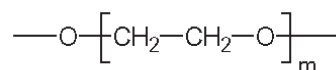
TKG 1130

SupraWax-280

Column totally equivalent to the SUPELCOWAX™ 10. Based in the popular phase Carbowax 20M.

Extended use for the analysis of methyl esters of fatty acids (FAMES) and analysis of solvents, fragrances, alcohols and aromatic compounds in the alimentary and flavor and fragrance industry.

- 100 % Poliethyleneglycol (PEG), bonded cross-linked phase
- Column of high polarity
- Phase practically equivalent to the USP G16 phase
- Ample range of operating temperatures and high thermal stability (35°C-280°C)
- Compatible with water and methanol injections, providing that these solvents be completely vaporized when they enter into the column.
- Reproducibility among columns guaranteed



Structure of Polyethyleneglycol

SupraWax-280 Equivalent Phase

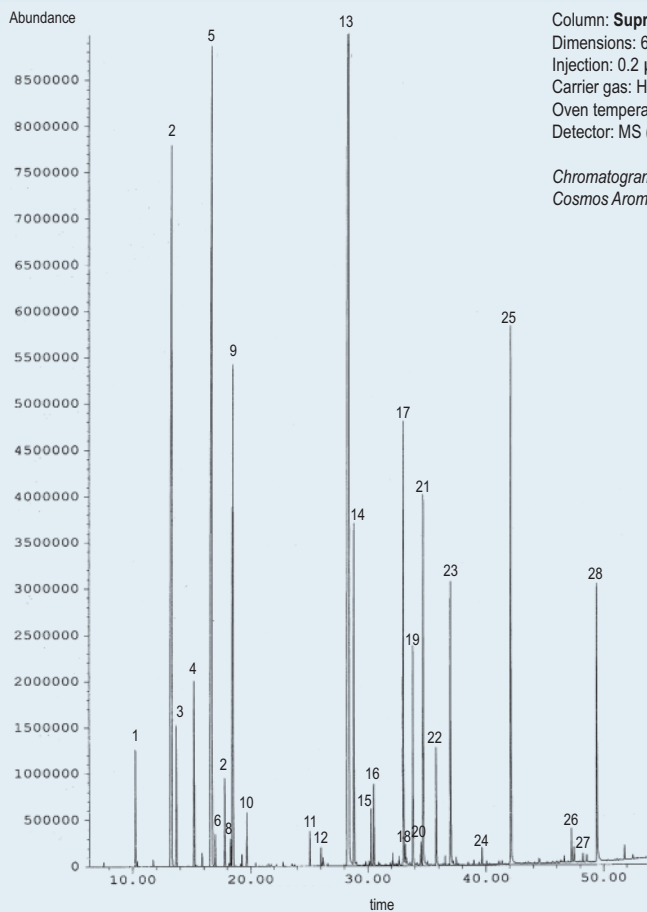
Supelco: Supelcowax™ 10.

SupraWax-280

Internal Diam.(mm)	Length (m)	Film Thickness (µm)	Temp limits (°C)	Part. N°. (P/N)
0,10	10	0,10	35 to 280	TR-830141
	15	0,10	35 to 280	TR-830111
	20	0,10	35 to 280	TR-830181
	20	0,20	35 to 280	TR-832181
	15	0,20	35 to 280	TR-832111
0,18	10	0,18	35 to 280	TR-830944
	20	0,18	35 to 280	TR-830984
	20	0,30	35 to 280	TR-832984
	40	0,30	35 to 280	TR-8329C4
0,20	30	0,20	35 to 280	TR-832139
	60	0,20	35 to 280	TR-832169
	60	0,40	35 to 280	TR-830469
0,25	15	0,25	35 to 280	TR-830212
	15	0,50	35 to 280	TR-830512
	30	0,25	35 to 280	TR-830232
	30	0,50	35 to 280	TR-830532

Internal Diam.(mm)	Length (m)	Film Thickness (µm)	Temp limits (°C)	Part. N°. (P/N)
60	60	0,25	35 to 280	TR-830262
		0,50	35 to 280	TR-830562
0,32	15	0,25	35 to 280	TR-830213
		0,50	35 to 280	TR-830513
30	30	0,25	35 to 280	TR-830233
		0,50	35 to 280	TR-830533
60	60	0,25	35 to 280	TR-830263
		0,50	35 to 280	TR-830563
0,53	15	0,50	35 to 280	TR-830515
		1,00	35 to 280	TR-831015
30	30	0,50	35 to 280	TR-830535
		1,00	35 to 280	TR-831035
60	60	1,00	35 to 280	TR-831063
		2,00	35 to 280	TR-832035
60	60	1,00	35 to 280	TR-831065
		2,00	35 to 280	TR-832065

Essential Oil of Flower of Orange Tree (Neroli)



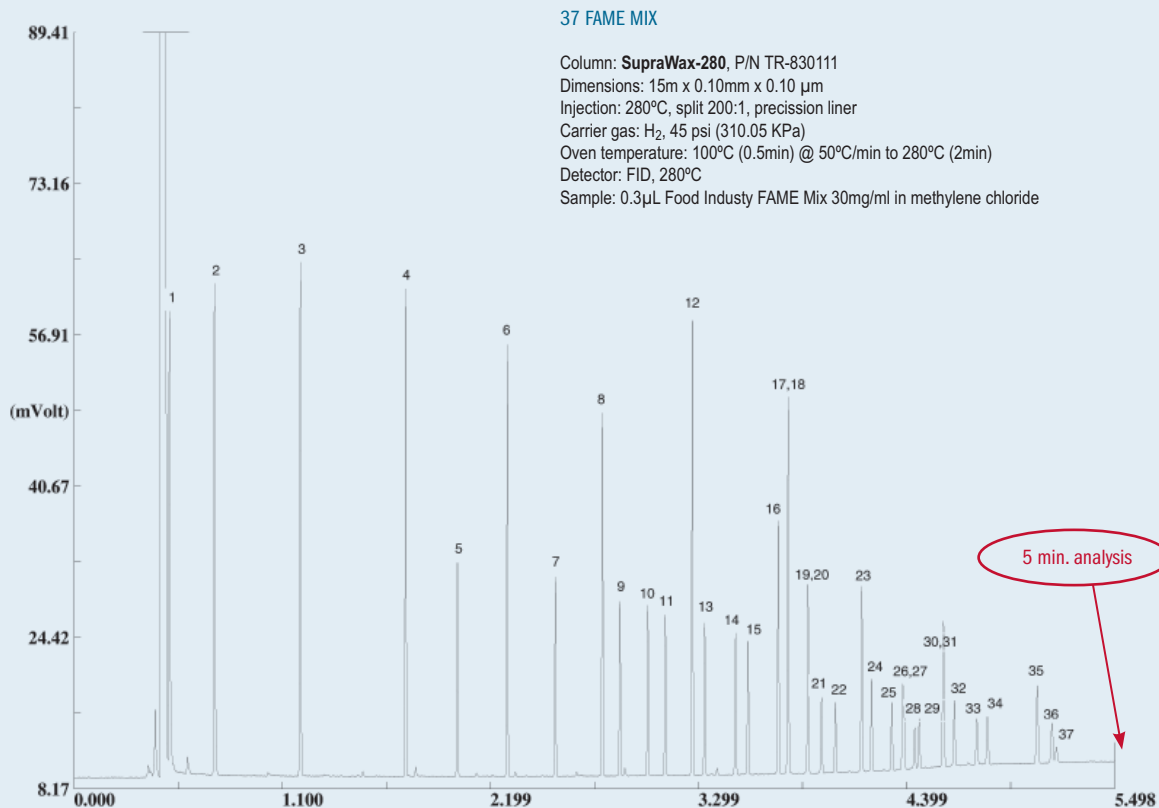
Column: **SupraWax-280**, P/N TR-832169
 Dimensions: 60m x 0.20mm x 0.20 µm
 Injection: 0.2 µL, split 1:75, 260°C
 Carrier gas: He, 34.7 psi
 Oven temperature: 50°C(4min) @ 4°C/min to 265°C(10min)
 Detector: MS (Solvent delay, mass range 29:350 m/z) 280°C

Chromatogram provided by Antonio González from
 Cosmos Aromatica Internacional

Peak Name

1. α-Pynene
2. β-Pynene
3. Sabinene
4. β-Myrcene
5. Limonene
6. β-Phellandrene
7. Cis-b-ocymene
8. γ-Terpinene
9. Trans-b-ocymene
10. α-Terpinolene
11. Cis-linalool oxide
12. Trans-linalool oxide
13. Linalool
14. Linalyl acetate
15. Terpinen-4-ol
16. Trans-caryophyllene
17. α-Terpyneol
18. α-Terpenyl
19. Neryl acetate
20. Cyclogermacrene
21. Geranyl acetate
22. Cis-geranyol
23. Trans-geranyol
24. Phenyl acetonitrile
25. Nerolydol
26. Methylantranilate
27. Trans, trans-farnesyl acetate
28. Trans, trans-farnesol

TKG 1202



Peak Name

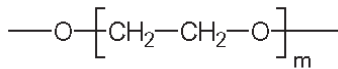
1	C4:0	20	C18:2 (all- <i>cis</i> -9,12)
2	C6:0	21	C18:3 C18:2 (all- <i>cis</i> -6,9,12)
3	C8:0	22	C18:3 (all- <i>cis</i> -9,12,15)
4	C10:0	23	C20:0
5	C11:0	24	C20:1(<i>cis</i> -11)
6	C12:0	25	C20:2 (all- <i>cis</i> -11,14)
7	C13:0	26	C20:3 (all- <i>cis</i> -8,11,14)
8	C14:0	27	C21:0
9	C14:1 (<i>cis</i> -9)	28	C20:3 (all- <i>cis</i> -11,14,17)
10	C15:0	29	C20:4 (all- <i>cis</i> -5,8,11,14)
11	C15:1 (<i>cis</i> -10)	30	C20:5 (all- <i>cis</i> -5,8,11,14,17)
12	C18:0	31	C22:0
13	C16:1 (<i>cis</i> -9)	32	C22:1 (<i>cis</i> -13)
14	C17:0	33	C22:2 (all- <i>cis</i> -13,16)
15	C17:1 (<i>cis</i> -10)	34	C23:0
16	C18:0	35	C24:0
17	C18:1 (<i>trans</i> -9)	36	C22:6 (all- <i>cis</i> -4,7,10,13,16,19)
18	C18:1 (<i>cis</i> -9)	37	C24:1 (<i>cis</i> -15)
19	C18:2 (all- <i>trans</i> -9,12)		

TKG 1247

TRB-WAX

(100%) polyethylene glycol, bonded and cross-linked phase.

- 100% Polyethylene glycol (PEG)
- High polarity column
- Wide range of working temperatures and high thermal stability (270° C)
- Ideal for separating alcohols, aldehydes, ketones and aromatic isomers (BTX)



Structure of Polyethylene glycol

TRB-WAX Equivalent Phase

Agilent: HP-20M, INNOWAX, DB-WAX, DBWAXetr

Supelco: SUPELCOWAX-10, Carbowax 20M

Restek: STABILWAX

Varian: CP-WAX 52CB

SGE: BP-20

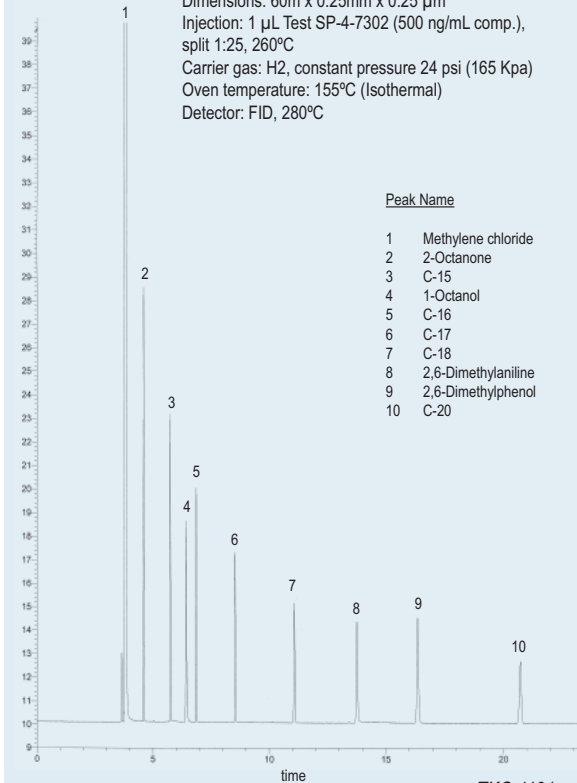
Alltech: AT-WAX

TRB-WAX

Internal Diam.(mm)	Length (m)	Film Thickness (µm)	Temp limits (°C)	Part. N°. (P/N)	
0,10	10	0,10	40 to 260/270	TR-140141	
	10	0,20	40 to 260/270	TR-142141	
	20	0,10	40 to 260/270	TR-140181	
	20	0,20	40 to 260/270	TR-142181	
0,20	15	0,20	40 to 260/270	TR-142119	
	15	0,40	40 to 260/270	TR-140419	
	30	0,20	40 to 260/270	TR-142139	
	30	0,40	40 to 260/270	TR-140439	
	60	0,20	40 to 260/270	TR-142169	
	60	0,40	40 to 260/270	TR-140469	
0,25	15	0,10	40 to 260/270	TR-140112	
	15	0,25	40 to 260/270	TR-140212	
	15	0,50	40 to 260/270	TR-140512	
	30	0,10	40 to 260/270	TR-140132	
	30	0,25	40 to 260/270	TR-140232	
	30	0,50	40 to 260/270	TR-140532	
	30	1,00	40 to 260/270	TR-141032	
	60	0,10	40 to 260/270	TR-140162	
	60	0,25	40 to 260/270	TR-140262	
	60	0,50	40 to 260/270	TR-140562	
	0,32	15	0,10	40 to 260/270	TR-140113
		15	0,25	40 to 260/270	TR-140213
15		0,50	40 to 260/270	TR-140513	
30		0,10	40 to 260/270	TR-140133	
30		0,25	40 to 260/270	TR-140233	
30		0,50	40 to 260/270	TR-140533	
50		1,20	40 to 230/240	TR-141253	
60		0,10	40 to 260/270	TR-140163	
60		0,25	40 to 260/270	TR-140263	
60		0,50	40 to 260/270	TR-140563	
60		1,00	40 to 230/240	TR-141063	
60		1,20	40 to 230/240	TR-141263	
0,53	100	1,00	40 to 230/240	TR-141093	
	10	1,00	40 to 240/250	TR-141045	
	15	1,00	40 to 240/250	TR-141015	
	30	1,00	40 to 240/250	TR-141035	
	30	1,33	40 to 240/250	TR-141735	
	30	2,00	40 to 240/250	TR-142035	
	60	1,00	40 to 240/250	TR-141065	
	60	2,00	40 to 240/250	TR-142065	

TRB-WAX

Column: **TRB-WAX**, P/N TR-140262
 Dimensions: 60m x 0.25mm x 0.25 µm
 Injection: 1 µL Test SP-4-7302 (500 ng/mL comp.), split 1:25, 260°C
 Carrier gas: H₂, constant pressure 24 psi (165 Kpa)
 Oven temperature: 155°C (Isothermal)
 Detector: FID, 280°C

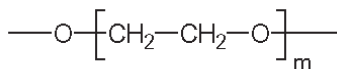




TRB-FFAP

Polyethylene glycol esterified with nitroterephthalic acid, bonded and crosslinked phase.

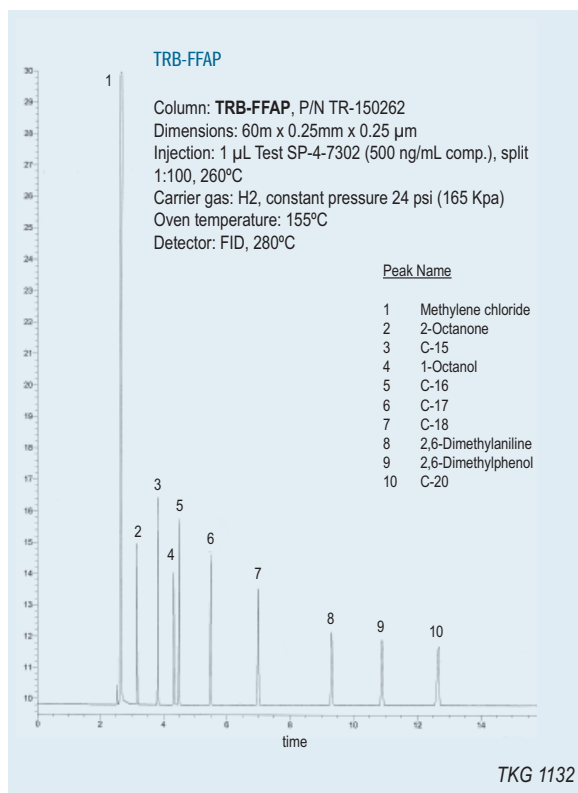
- 100% Polyethylene glycol (PEG) esterified with nitroterephthalic acid
- Ideal for analysis of free acids (without derivatization), phenols and glycols
- High thermal stability (250°C)



Structure of Polyethylene glycol

TRB-FFAP Equivalent Phase

Agilent: HP-FFAP, DB-FFAP
Supelco: NUKOL, SP-1000
Restek: STABILWAX-DA
Varian: CP-WAX 58 CB
SGE: BP-21
Alltech: AT-1000, FFAP
Quadrex: 007-FFAP



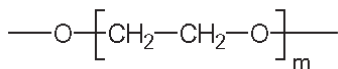
TRB-FFAP

Internal Diam. (mm)	Length (m)	Film Thickness (µm)	Temp limits (°C)	Part. N° (P/N)
0,10	10	0,10	40 to 240/250	TR-150141
	10	0,20	40 to 240/250	TR-152141
	15	0,10	40 to 240/250	TR-150111
	20	0,10	40 to 240/250	TR-150181
0,20	15	0,30	40 to 240/250	TR-152119
	30	0,30	40 to 240/250	TR-152139
	60	0,30	40 to 240/250	TR-152169
0,25	15	0,25	40 to 240/250	TR-150212
	30	0,25	40 to 240/250	TR-150232
	60	0,25	40 to 240/250	TR-150262
0,32	15	0,25	40 to 240/250	TR-150213
	15	0,50	40 to 240/250	TR-150513
	30	0,25	40 to 240/250	TR-150233
	30	0,50	40 to 240/250	TR-150533
	60	0,25	40 to 240/250	TR-150263
	60	0,50	40 to 240/250	TR-150563
0,53	15	0,50	40 to 240/250	TR-150515
	15	1,00	40 to 230/240	TR-151015
	30	0,50	40 to 240/250	TR-150535

TR-WAX.DB

(100%) Polyethylene glycol, nonbonded phase.

- 100% basic deactivated Polyethylene glycol (PEG)
- Excellent for analysing basic nonderivatized compounds
- Ideal for separating amines and nitrosamines



Structure of Polyethylene glycol

TR-WAX.DB Equivalent Phase

Agilent: CAM, HP-BasicWax

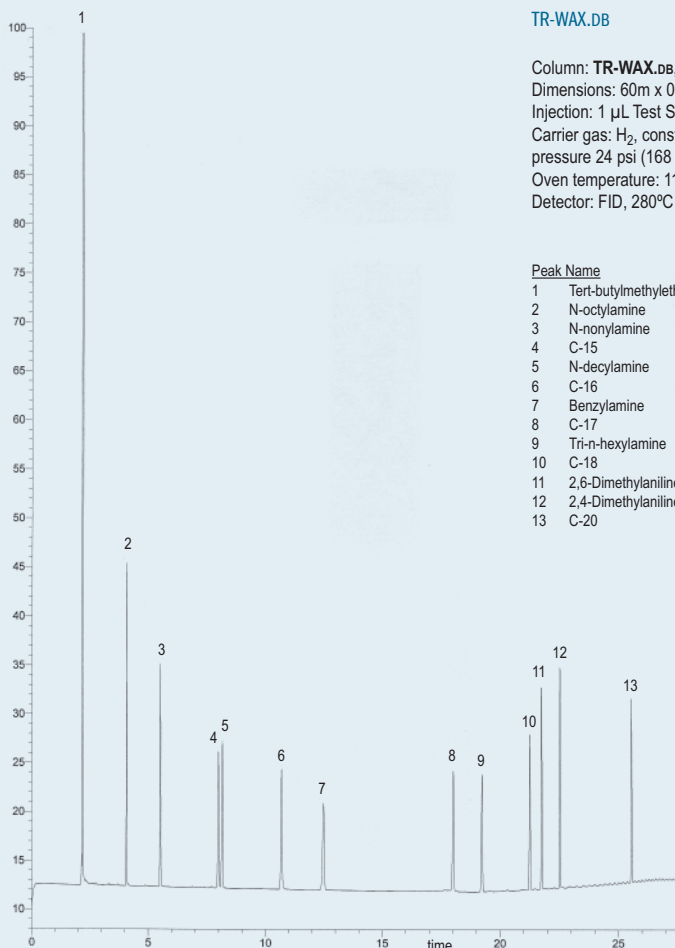
Varian: CP-WAX 51

Supelco: Carbowax-Amine

Restek: Stabilwax-DB

TR-WAX.DB

Internal Diam.(mm)	Length (m)	Film Thickness (µm)	Temp limits (°C)	Part. N°. (P/N)
0,25	15	0,20	60 to 210/220	TR-932112
	15	0,25	60 to 210/220	TR-930212
	30	0,20	60 to 210/220	TR-932132
	30	0,25	60 to 210/220	TR-930232
	30	0,50	60 to 210/220	TR-930532
	60	0,20	60 to 210/220	TR-932162
0,32	15	0,25	60 to 210/220	TR-930213
	30	0,25	60 to 210/220	TR-930233
	30	0,50	60 to 210/220	TR-930533
	30	1,00	60 to 210/220	TR-931033
	60	1,00	60 to 210/220	TR-931063
	0,53	15	1,00	60 to 210/220
30		0,50	60 to 210/220	TR-930535
30		1,00	60 to 210/220	TR-931035
30		1,50	60 to 210/220	TR-931535
60		1,00	60 to 210/220	TR-931065



TR-WAX.DB

Column: **TR-WAX.DB**, P/N TR-932162

Dimensions: 60m x 0.25mm x 0.20 µm

Injection: 1 µL Test SP-4-8278 (500 ng/mL comp.), split 1:50, 260°C

Carrier gas: H₂, constant

pressure 24 psi (168 Kpa)

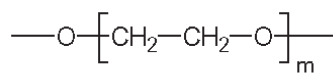
Oven temperature: 110°C(15') @ 8°C/min to 200°C (10')

Detector: FID, 280°C

Peak Name

- 1 Tert-butylmethylether
- 2 N-octylamine
- 3 N-nonylamine
- 4 C-15
- 5 N-decylamine
- 6 C-16
- 7 Benzylamine
- 8 C-17
- 9 Tri-n-hexylamine
- 10 C-18
- 11 2,6-Dimethylaniline
- 12 2,4-Dimethylaniline
- 13 C-20

TKG 1133



Structure of Polyethylene glycol

TRB-WAXOmega Equivalent Phase

Supelco: Omegawax
Restek: Famewax

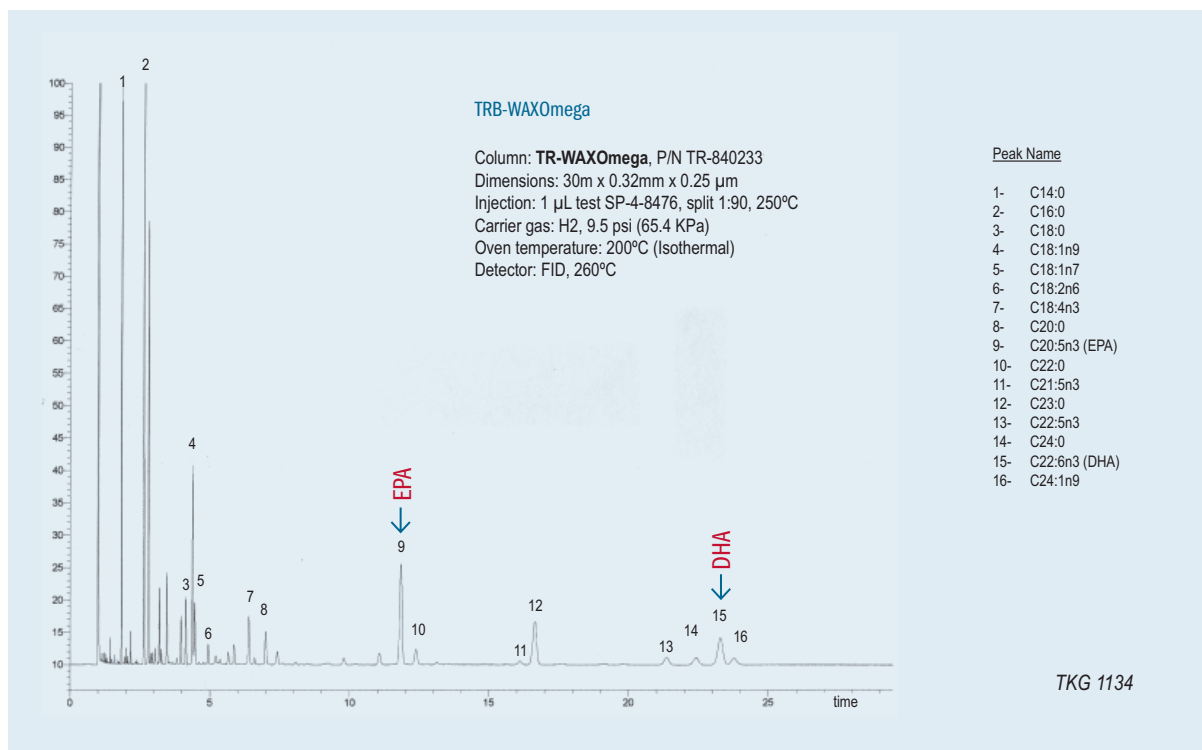
TRB-WAXOmega

Internal Diam.(mm)	Length (m)	Film Thickness (µm)	Temp limits (°C)	Part. N° (P/N)
0,25	30	0,25	40 to 260/270	TR-840232
0,32	30	0,25	40 to 260/270	TR-840233
0,53	30	0,50	40 to 260/270	TR-840535

TRB-WAXOmega

(100%) Polyethylene glycol, bonded and crosslinked phase.

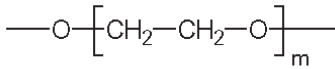
- 100% Polyethylene glycol (PEG)
- High polarity column
- Specially designed for analysis of Omega 3 and Omega 6 fatty acids methyl esters



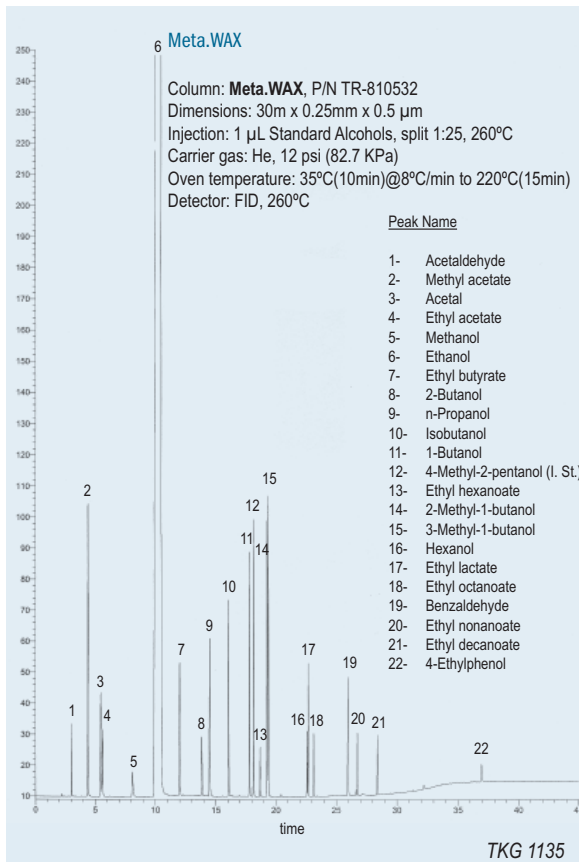
Meta.WAX

(100%) Polyethylene glycol, bonded and cross-linked phase.

- 100% Polyethylene glycol (PEG)
- High polarity column
- Minimum operating temperature 20° C
- Designed for analyzing volatiles in alcoholic beverages
- Excellent symmetry for aldehyde and glycol peaks



Structure of Polyethylene glycol



Meta.WAX Equivalent Phase

Agilent: HP-WAX, DB-WAX
Varian: CP-WAX 57 CB
Restek: Rtx-WAX

Meta.WAX

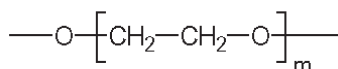
Internal Diam. (mm)	Length (m)	Film Thickness (µm)	Temp limits (°C)	Part. N° (P/N)
0,10	10	0,10	20 to 240/250	TR-810141
		0,20	20 to 240/250	TR-812141
	20	0,10	20 to 240/250	TR-810181
		0,20	20 to 240/250	TR-812181
0,18	10	0,18	20 to 240/250	TR-810944
		0,18	20 to 240/250	TR-810984
	20	0,30	20 to 240/250	TR-812984
		0,18	20 to 240/250	TR-8109C4
40	0,30	20 to 240/250	TR-8129C4	
	0,25	15	0,10	20 to 240/250
0,25			20 to 240/250	TR-810212
15		0,50	20 to 240/250	TR-810512
		0,10	20 to 240/250	TR-810132
30		0,25	20 to 240/250	TR-810232
		0,50	20 to 240/250	TR-810532
0,32	15	0,25	20 to 240/250	TR-810213
		0,50	20 to 240/250	TR-810513
	15	1,00	20 to 230/240	TR-811013
		0,25	20 to 240/250	TR-810233
	30	0,50	20 to 240/250	TR-810533
		1,00	20 to 230/240	TR-811033
0,53	15	1,20	20 to 230/240	TR-811215
		1,20	20 to 230/240	TR-811235

Meta. WAX 400

100% Polyethylene glycol (PEG), nonbonded phase.

- Column designed for analysis of volatiles in alcoholic beverages and solvents
- Maximum resolution of amylc alcohols
- High number of plates even at very low temperature (<20°C)

Structure of Polyethyleneglycol



Meta.WAX 400 Equivalent Phase


Varian: CP Carbowax 400

Meta.WAX 400

Internal Diam.(mm)	Length (m)	Film Thickness (µm)	Temp limits (°C)	Part. N°. (P/N)
0,32	50	0,20	0 to 60/80	TR-402153

Meta.WAX 400

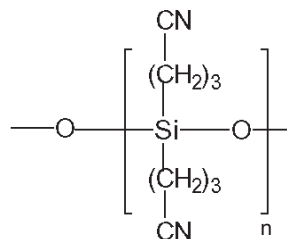
Column: **Meta.WAX 400**, P/N TR-402153
 Dimensions: 50m x 0.32mm x 0.20 µm
 Injection: 1 µL standard (split 1:50), 175°C
 Carrier gas: He, 11 psi (75.8 Kpa)
 Oven Temperature: 30°C(5 min.) @ 4°C/min to 60°C(10 min.)
 Detector Temperature: FID, 175°C



TR-CN100

(100%) Cyanopropyl polysiloxane, nonbonded phase

- 100% Cyanopropyl polysiloxane
- Column of maximum polarity
- Designed for separating fatty acids methyl esters (FAMES)
- High selectivity towards cis-trans isomers of FAMES



Structure of Poly(biscyanopropyl)siloxane

TR-CN100 Equivalent Phase

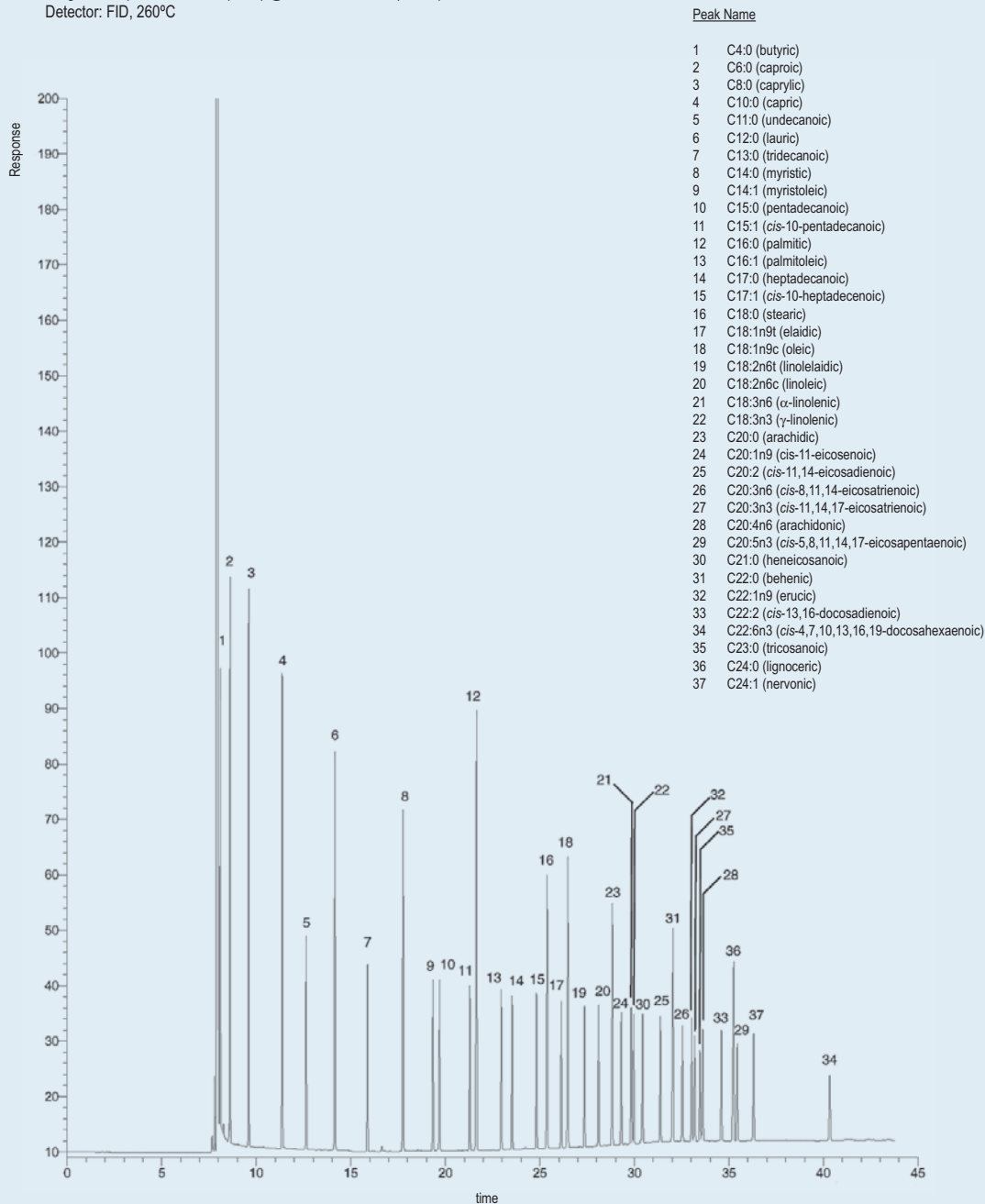
Supelco: SP-2340, SP-2380
 Restek: Rt-2330, Rt-2580
 Varian: CP-SIL 88

TR-CN100

Internal Diam.(mm)	Length (m)	Film Thickness (µm)	Temp limits (°C)	Part. N°. (P/N)
0,18	75	0,14	40 to 240/250	TR-881674
0,25	15	0,20	40 to 240/250	TR-882112
	30	0,20	40 to 240/250	TR-882132
	60	0,20	40 to 240/250	TR-882162
	100	0,20	40 to 240/250	TR-882192
0,32	15	0,20	40 to 240/250	TR-882113
	30	0,20	40 to 240/250	TR-882133
	60	0,20	40 to 240/250	TR-882163
0,53	15	0,20	40 to 225/250	TR-882115
	30	0,20	40 to 225/250	TR-882135
	60	0,20	40 to 225/250	TR-882165

TR-CN100 - SEPARATION OF METHYL ESTERS (FAMES)

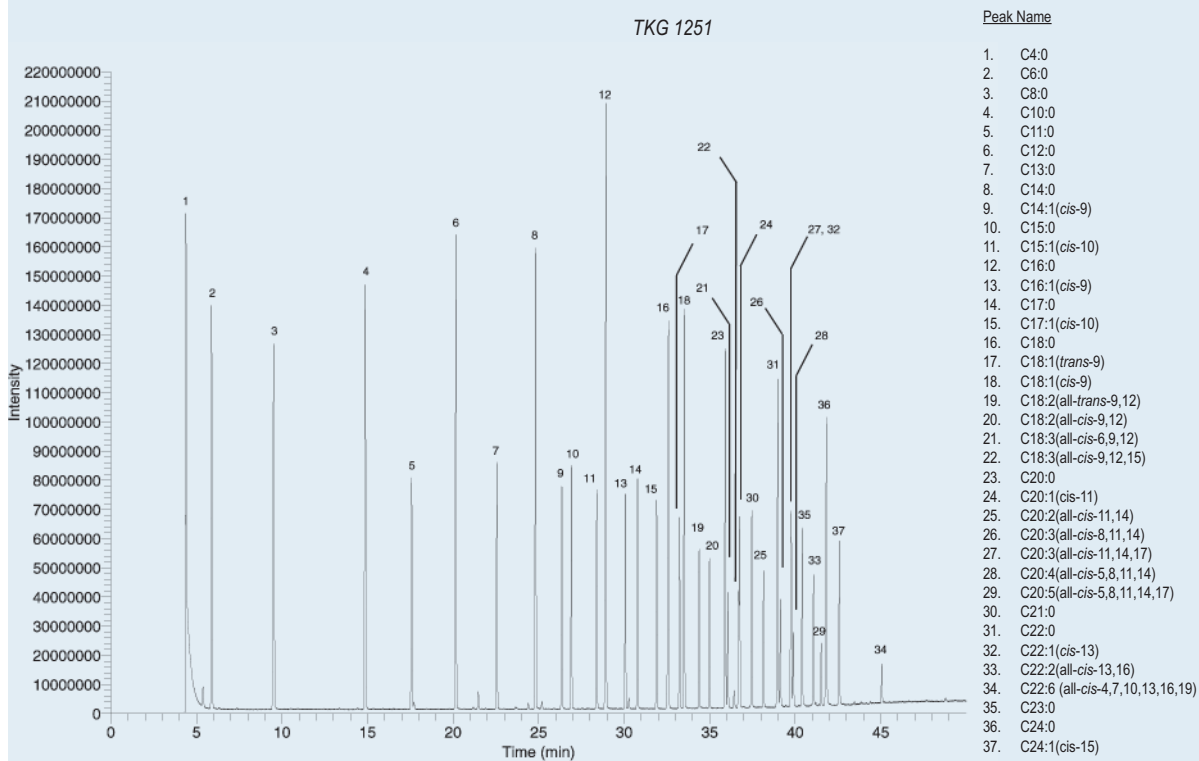
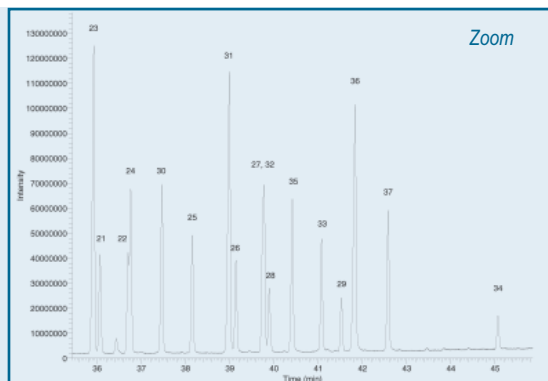
Column: **TR-CN100**, P/N TR-882192
 Size: 100m x 0.25 mm x 0.20µm
 Injection: 1µL Total FAMES en CH₂Cl₂ (30 mg/mL), split 1:100, 260°C
 Carrier gas: He 45 psi, 21 cm/s (140°C)
 Program temperature: 140°C(6min) @ 4°C/min to 240°C(10min)
 Detector: FID, 260°C



TKG 1229

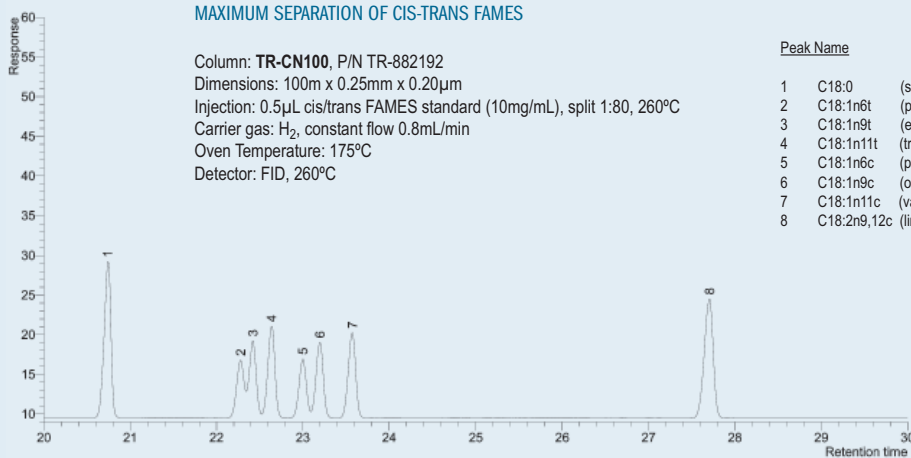
37 FAME MIX- MS DETECTOR

Column: **TR-CN100**, P/N: TR-882162
 Dimensions: 60m x 0.25mm x 0.20µm
 Injection: 280°C, split 50:1
 Carrier gas: Helium, constant pressure @ 24psi
 Oven temperature: 90°C (7min) to 240°C @ 4°C/min (3min)
 Detector: MS
 Transfer line temp.: 230°C
 Ionization mode: EI
 Scan range: 40-450amu
 Sample: 0.5µL Food Industry FAME Mix 30mg/ml in methylene chloride



MAXIMUM SEPARATION OF CIS-TRANS FAMES

Column: **TR-CN100**, P/N TR-882192
 Dimensions: 100m x 0.25mm x 0.20µm
 Injection: 0.5µL cis/trans FAMES standard (10mg/mL), split 1:80, 260°C
 Carrier gas: H₂, constant flow 0.8mL/min
 Oven Temperature: 175°C
 Detector: FID, 260°C



Peak Name

- | | | |
|---|-------------|-----------------------------------|
| 1 | C18:0 | (stearic acid methyl ester) |
| 2 | C18:1n6t | (petroselaic acid methyl ester) |
| 3 | C18:1n9t | (elaidic acid methyl ester) |
| 4 | C18:1n11t | (transvaccenic acid methyl ester) |
| 5 | C18:1n6c | (petroselinic acid methyl ester) |
| 6 | C18:1n9c | (oleic acid methyl ester) |
| 7 | C18:1n11c | (vaccenic acid methyl ester) |
| 8 | C18:2n9,12c | (linoleic acid methyl ester) |

TKG 1255

TR-CRESOL

Proprietary nonbonded phase.

- Stationary phase of perfectly defined purity
- Column specially designed for analysis of phenolic compounds (phenols, cresylic acids)
- Derivatization of phenolic compounds is not required to obtain suitable resolution
- Resolves m-cresol/p-cresol and 2,4-xyleneol/2,5-xyleneol pairs, which are not separated with other columns used for this analysis such as TRB-5 and TRB-WAX

TR-CRESOL Equivalent Phase

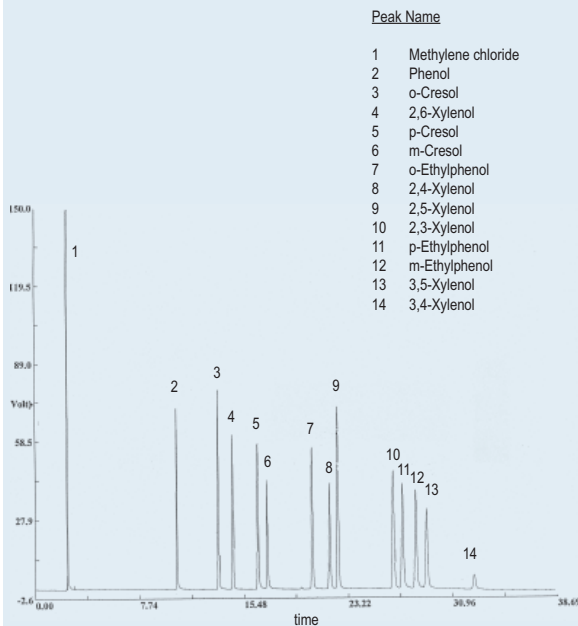
Varian: CP-CRESOL

TR-CRESOL

Internal Diam.(mm)	Length (m)	Film Thickness (µm)	Temp limits (°C)	Part. N°. (P/N)
0,25	30	0,20	130	TR-702132
	60	0,20	130	TR-702162

TR-CRESOL

Column: **TR-CRESOL**, P/N TR-702162
 Dimensions: 60m x 0.25mm x 0.20 µm
 Injection: 1 µL standard Cresols (5000 ng/mL comp.), split 1:25, 150°C
 Carrier gas: H₂, constant pressure 24 psi (165 Kpa)
 Oven temperature: 130°C
 Detector: FID, 150°C

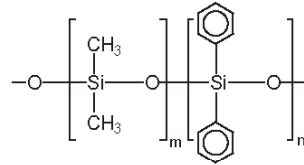


TKG 1137

TR-17

Polymethylphenylsiloxane

- Polymethylphenylsiloxane
- Recommended by pharmacopoeia for determining the impurities of sodium saccharin (o-p-toluenesulphonamides)



Structure of Poly(dimethyldiphenyl)siloxane

TR-17 Equivalent Phase

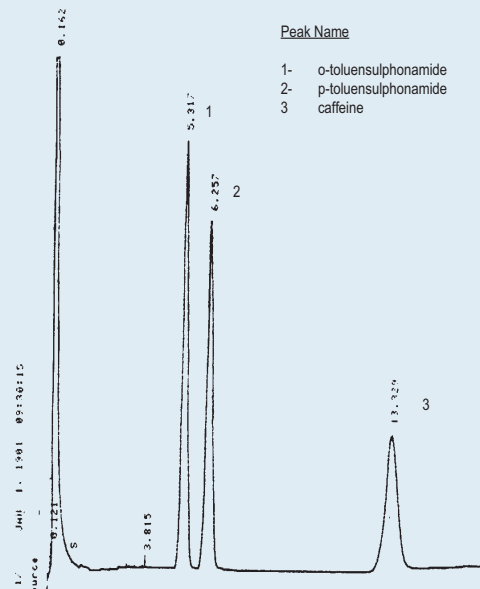
Agilent: HP-17

TR-17

Internal Diam.(mm)	Length (m)	Film Thickness (µm)	Temp limits (°C)	Part. N°. (P/N)
0,53	10	2,00	40 to 220/240	TR-712045

TR-17

Column: **TR-17** P/N TR-712045
 Dimensions: 10m X 0,53 mm X 2.0 µm
 Injector: 260°C
 Carrier gas: He, 6.5 psi
 Injection: 1ml standard, split (1:4)
 Oven Temperature: 180°C
 Detector: FID, 280°C



TKG 1138

Meta.VOC

Proprietary bonded and crosslinked phase.

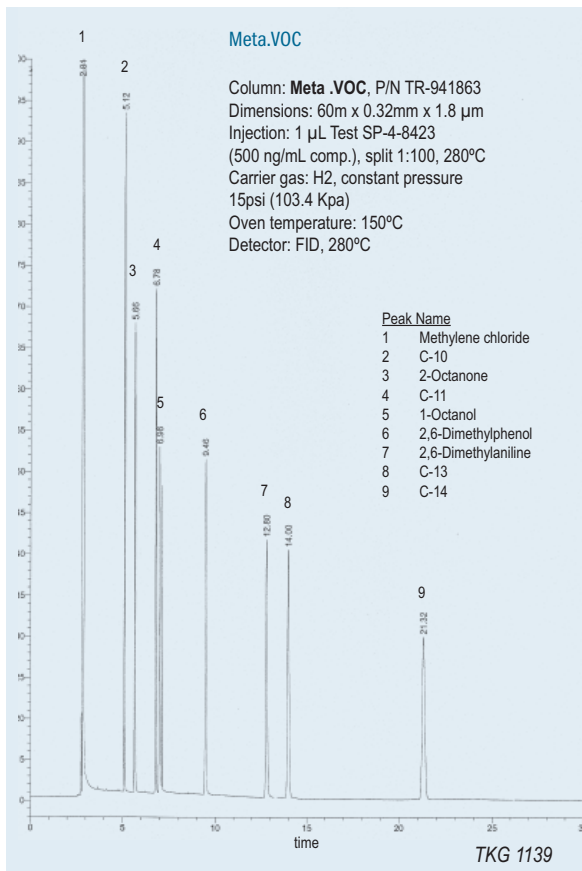
- Developed for analysis of volatile organic compounds (VOC)
- Intermediate polarity column

Meta.VOC Equivalent Phase

Agilent: DB-502.2, HP-VOC
Supelco: VOCOL
Restek: Rtx-502.2

Meta.VOC

Internal Diam.(mm)	Length (m)	Film Thickness (µm)	Temp limits (°C)	Part. N° (P/N)
0,18	20	1,00	-20 to 240/250	TR-941084
0,20	10	1,20	-20 to 240/250	TR-941249
0,25	30	1,50	-20 to 240/250	TR-941532
	60	1,50	-20 to 240/250	TR-941562
0,32	60	1,80	-20 to 240/250	TR-941863
	60	3,00	-20 to 230/240	TR-943063
0,53	30	3,00	-20 to 230/240	TR-943035
	60	3,00	-20 to 230/240	TR-943065
	105	3,00	-20 to 230/240	TR-9430K5



TRB-608

Proprietary bonded and crosslinked phase.


- Specifically designed for analysing chlorinated pesticides and PCBs
- Designed for the EPA 508, 608 and 8080 methods.

TRB-608 Equivalent Phase

Agilent: HP-608
Supelco: SPB-608
SGE: BP-608

TRB-608

Internal Diam.(mm)	Length (m)	Film Thickness (µm)	Temp limits (°C)	Part. N° (P/N)
0,18	20	0,18	-20 to 300/310	TR-360984
0,25	30	0,25	-20 to 300/310	TR-360232
0,53	15	0,50	-20 to 290/300	TR-360515
	30	0,50	-20 to 290/300	TR-360535



TR-TCEP

1, 2, 3-tris (2-cyanoethoxy) propane, nonbonded phase

- High polarity column
- Column for analysis of alcohols in gasoline
- Separation of the aliphatic hydrocarbons up to C12 in aromatics

TR-TCEP


Internal Diam.(mm)	Length (m)	Film Thickness (µm)	Temp limits (°C)	Part. N°. (P/N)
0,25	30	0,40	0 to 135	TR-960432
	60	0,40	0 to 135	TR-960462

TR-TCEP Equivalent Phase

Supelco: TCEP
Restek: Rt-TCEP
Varian: CP-TCEP

TR-TCEP

Column: **TR-TCEP**, P/N TR-960462
 Dimensions: 60m x 0.25mm x 0.40 µm
 Injection: 1 µL standard (20 ng/mL comp.), split 1:50, 170°C
 Carrier gas: H₂, constant pressure 24 psi (165 Kpa)
 Oven temperature: 110°C
 Detector: FID, 170°C



Peak Name

1	Isooctane
2	C-11
3	C-12
4	Benzene
5	C-13
6	Toluene
7	Ethylbenzene
8	p-Xylene
9	Cumene

TKG 1141



MetaBLOOD 1 & MetaBLOOD 2

Stationary phases specially designed by Teknokroma for the analyses of volatiles in blood.

- Bonded and Cross linked phases
- For analysis of volatile compounds in biological fluids
- Extremely low analysis time
- Possibility of utilization in dual system, as analytical and as well as confirmation column.
- Order of elution different for some compounds

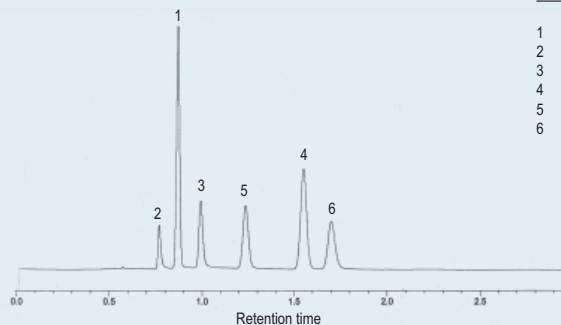
MetaBLOOD 1 and MetaBLOOD 2 Equivalent Phases

Agilent/JW: DB-ALC1, DB-ALC2

Restek: Rtx-BAC1, Rtx-BAC2

Alcohols in Blood

Column: **MetaBLOOD 1**, P/N TR-853035
 Dimensions: 30m x 0.53mm x 3.0 μ m
 Injection: 1 mL Head Space 2t, alcohols standard, split 1:10, 250°C
 Carrier gas: He, 80 cm/s to 40°C
 Oven temperature: 40°C (Isothermal)
 Detector: FID, 260°C



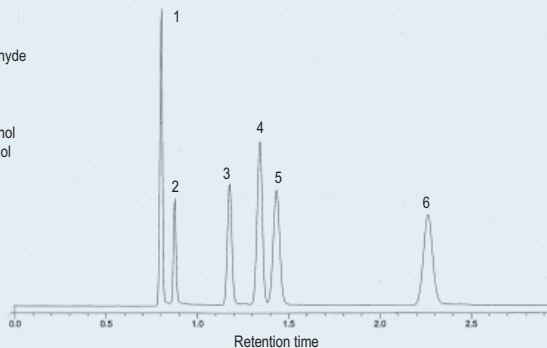
TKG 1198

Alcohols in Blood

Column: **MetaBLOOD 2**, P/N TR-862035
 Dimensions: 30m x 0.53mm x 2.0 μ m
 Injection: 1 mL Head Space 2t, sample blood alcohols mix, 250°C
 Carrier gas: He, 80 cm/s (40°C)
 Oven temperature: 40°C (Isothermal)
 Detector: FID, 260°C

Peak Name

- Acetaldehyde
- Methanol
- Ethanol
- Acetone
- Isopropanol
- n-Propanol



TKG 1200

MetaBLOOD 1

Internal Diam. (mm)	Length (m)	Film Thickness (μ m)	Temp limits ($^{\circ}$ C)	Part. N $^{\circ}$. (P/N)
0,32	30	1.80	-20 to 240/260	TR-851833
0,53	30	3.00	-20 to 240/260	TR-853035

MetaBLOOD 2

Internal Diam. (mm)	Length (m)	Film Thickness (μ m)	Temp limits ($^{\circ}$ C)	Part. N $^{\circ}$. (P/N)
0,32	30	1.20	-20 to 240/260	TR-861233
0,53	30	2.00	-20 to 240/260	TR-862035

TRB-BIODIESEL

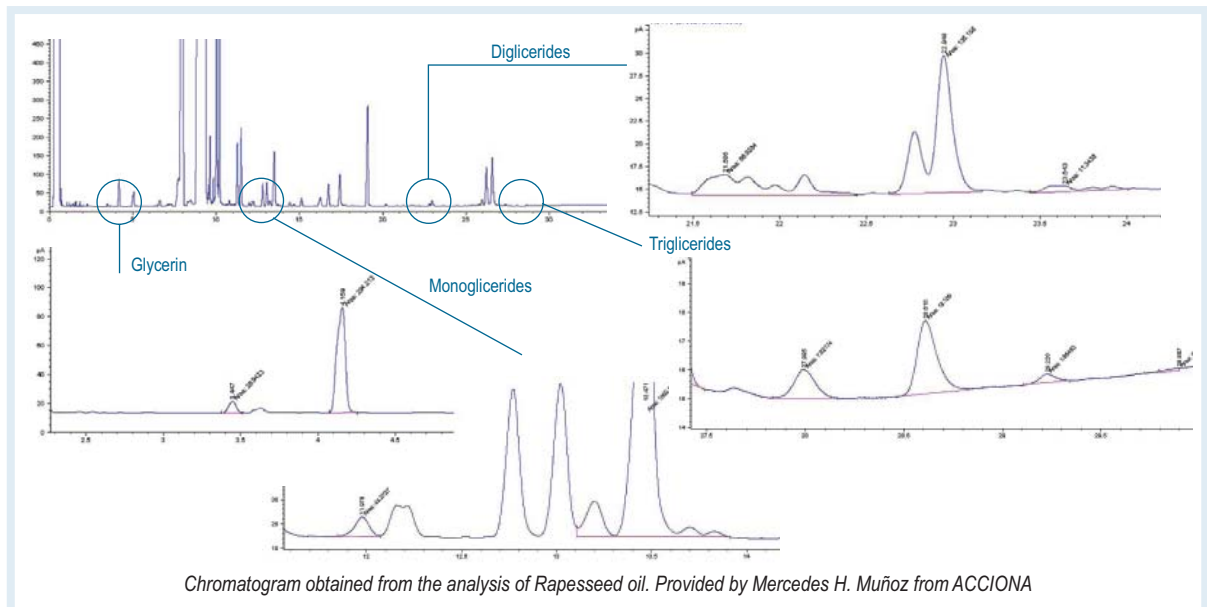
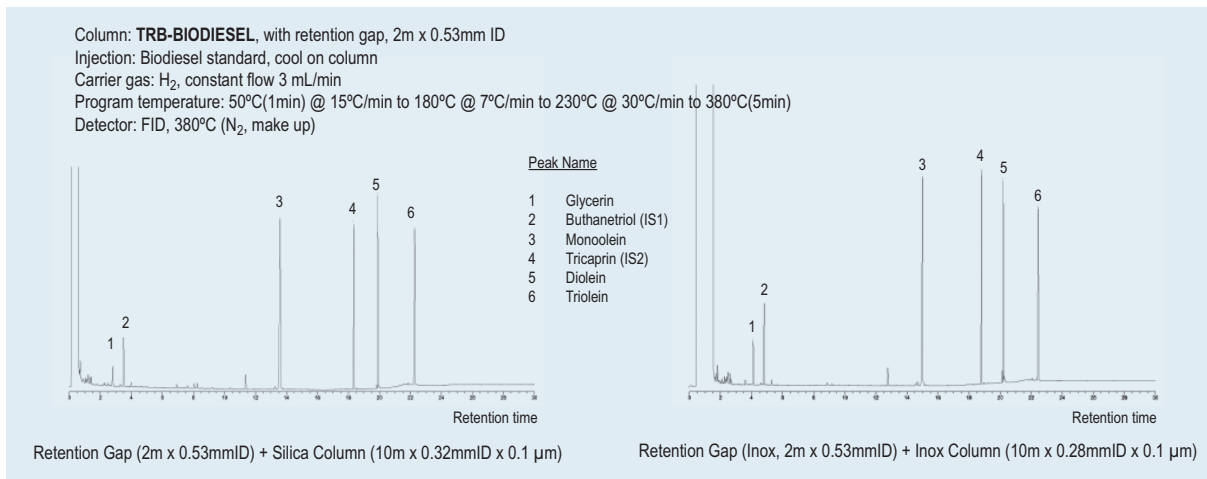
- Glycerin and Mono-,Di,Triglycerides analysis tested under EN14105/ASTM D6584 methods
- Chemical inertness guaranteed for a good response for glycerin analysis
- Low column bleed at high temperatures
- Two columns, silica (High temperature polyimide) and stainless steel (INOX)

TRB-BIODIESEL

Internal Diam.(mm)	Length (m)	Film Thickness (µm)	Temp limits (°C)	Part. N° (P/N)
0,32 (Fused Silica)	10 + 2m x 0.53mm precolumn attached using INOX connector	0.10	400	TR-G780143
0,28 (INOX)	10 + 2m x 0.53mm precolumn attached using INOX connector	0.10	400	TR-G780147INOX

TRB-BIODIESEL COLUMN

Analysis of Glycerin and Glycerides (EN14105/ASTM D6584) Low Bleed at 370°C



Also for Biodiesel analysis

Methanol analysis (EN-14110)

FAMES and Linolenic acid methyl ester analysis analysis (EN-14103)

TRB-1, 30m x 0.32mm x 3.0 µm, P/N TR-113033

SupraWax-280, 30m x 0.32mm x 0.25 µm, P/N TR-830233

TK Teknokroma Microbore Columns (0.10 mm ID)



- **MINIMUM BLEED LEVEL** (approximately 10 times less than that of a conventional column of 0.25 mm ID).
- **HIGH ANALYTICAL SPEED** (the analysis are approximately 3 times faster than a conventional column of 0.25 mm ID).

These columns of 100 μm internal diameter also enable them to be connected to a conventional chromatograph fitted with a SPLIT/SPLITLESS injector, and due to its great efficiency ($\sim 7,000\text{-}10,000$ plates/m) and its reduced diameter, the analysis can be undertaken with greater speed compared to standard capillary columns, without loss of peak resolving power. Having such a high level of efficiency enables the analysis of complex mixtures, with a large number of components. The standard length is 10 metres (Fig. 8 and Fig. 9).

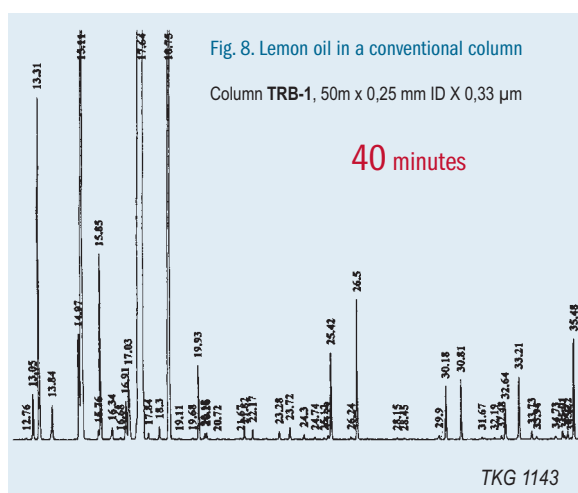
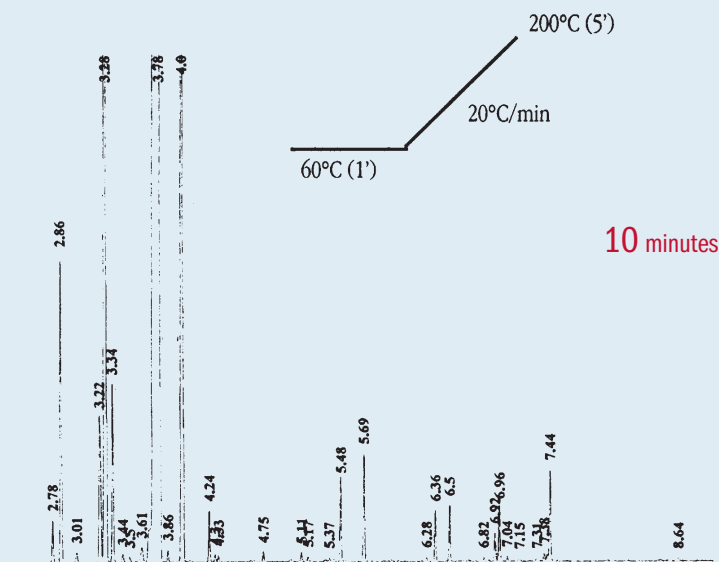


Fig. 9. Lemon oil in a 100 μm column

Column TRB-5, 10m x 0,1 mm ID X 0,33 μm



Limiting factors

1. WORKING PRESSURE (GAS FLOW)

With microbore columns the working pressures are higher so that more precautions should be taken regarding gas leaks from the injector cavity or with ferrules.

At optimized pressure the carrier gas flow is low (H₂~0.2cc/min, He ~0.1cc/min), which is good for working with mass detectors, since it does not exceed its emptying capacity. Not optimizing these parameters may cause losses in peak resolution.

2. SAMPLE CAPACITY

In these columns with a small diameter the sample that can be injected is much smaller than with a column with a conventional diameter. Its sample capacity is around ten times less than that of a column of 0.25 mm ID.

3. INJECTOR

The columns of 0.1 mm ID are compatible with the injection techniques in Split-splitless. It is not recommended to work with direct or on-column injection.

The glass liners, with internal diameters of 2-4 mm, are not the most suitable since, due to their large dead volume, and the fact that one is working with small gas carrying flows, it is difficult for there to be a correct sweep in the injection zone. This transforms into an enlarging of peaks, with the subsequent loss of resolution (especially for liners of 4 mm). It is highly recommended to work with liners of 0.75-1 mm diameter.

Working with this type of small volume liner, along with the microbore columns, means that one must be extremely careful with the purity of the samples that are injected. The samples must be clean and the non-volatile residues must be minimised in order to avoid contaminations that cause absorption of analytes, decompositions, the appearance of ghost peaks, etc.

4. DETECTOR

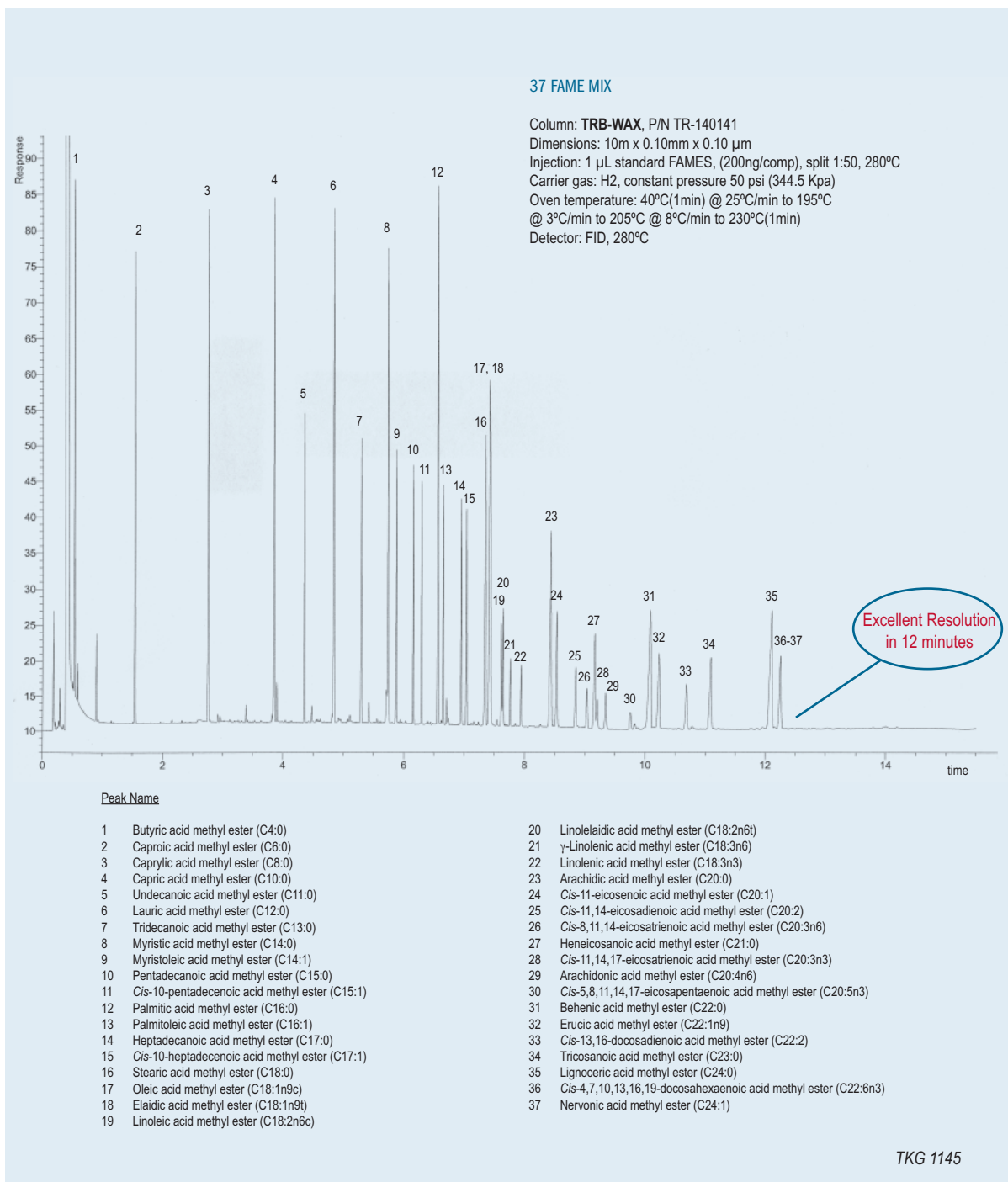
The gas flows of the detector must be optimised for working with the microbore columns. It is possible that in some detectors the auxiliary gas flow (make up) will have to be increased in order to minimise its dead volume and enable the correct sweep of the compounds that leave the column at very low flow levels.

Since the peaks elute very fast and are very narrow (the peak widths are generally less than 1 s) it is necessary to work at very high speeds on the electrometer and with fast integration so that the quantification of the peaks is correct.

The small volume of these columns means that the stationary phase quantity deposited in them is very small compared to a conventional column. This, along with the low flow levels with which it works, causes the bleed level (proportional to the quantity of the phase and flow) to be minimal, even at high temperatures, thus favouring the signal/noise ratio and contributing to the detectors not getting contaminated.

Teknokroma Microbore Columns of 100 µm

Phase	Length (m)	(df µm)	P/N
TRB-1	5	0.12	TR-1107A1
	10	0.10	TR-110141
	10	0.40	TR-110441
	20	0.10	TR-110181
	20	0.40	TR-110481
	40	0.20	TR-1121C1
TRB-1ms	40	0.40	TR-1104C1
	10	0.10	TR-510141
	10	0.40	TR-510441
	20	0.10	TR-510181
TRB-5	20	0.40	TR-510481
	10	0.10	TR-120141
	10	0.17	TR-121941
	10	0.33	TR-123341
TRB-5ms	10	0.40	TR-120441
	20	0.10	TR-120181
	20	0.40	TR-120481
	10	0.10	TR-520141
	10	0.40	TR-520441
	20	0.10	TR-520181
TRB-50	20	0.40	TR-520481
	10	0.10	TR-500141
	10	0.20	TR-502141
	20	0.10	TR-500181
TRB-225	20	0.10	TR-250181
TRB-1701	20	0.10	TR-130181
	20	0.40	TR-130481
Meta.WAX	10	0.10	TR-810141
	10	0.20	TR-812141
	20	0.10	TR-810181
	20	0.20	TR-812181
TRB-WAX	10	0,10	TR-140141
	10	0,20	TR-142141
	20	0,10	TR-140181
	20	0,20	TR-142181
Supra.WAX-280	10	0.10	TR-830141
	15	0.10	TR-830111
	20	0.10	TR-830181
	20	0.20	TR-832181
	15	0.20	TR-832111
TRB-FFAP	10	0,10	TR-150141
	10	0,20	TR-152141
	15	0,10	TR-150111
	20	0,10	TR-150181



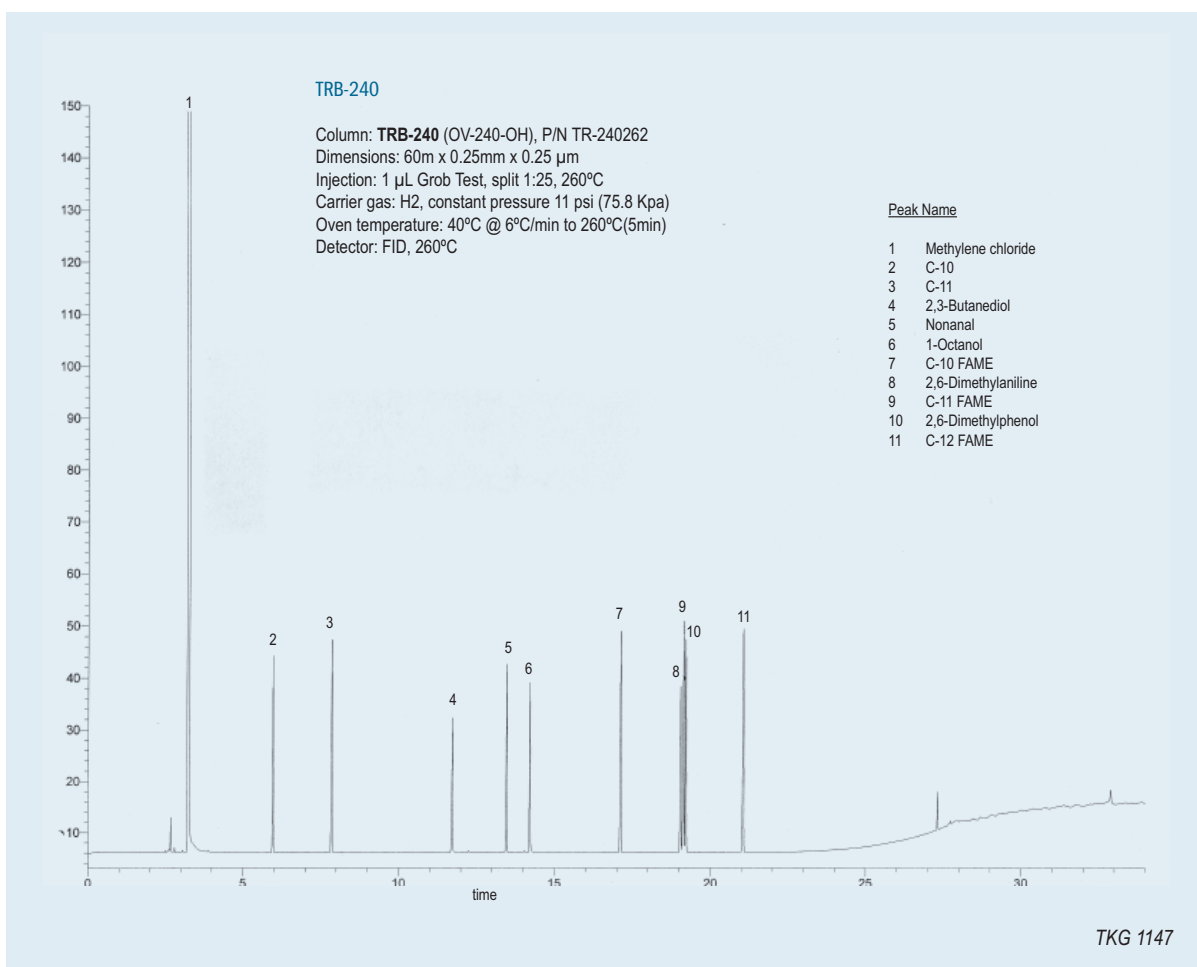


Teknokroma also provides you with the possibility of working with nonbonded and bonded custom capillary columns, which are still described today in official methods, or which appear in the scientific bibliography. We can supply you with these columns in the size and phase thickness that you require for a similar price as our standard Teknokroma columns. As an example:

- TR-101 - 100% polydimethylsiloxane phase ("silicone fluid").
- TR-SE-30 - 100% polydimethylsiloxane phase.
- TR-SE-52 - 5% phenyl -95% dimethylpolysiloxane phase.
- TR-SE-54 - 5% phenyl-1% vinyl-94% dimethylpolysiloxane phase.
- TR-20M - polyethylene glycol 100% (Carbowax 20M) phase.

We can also supply you with columns for inverse gas chromatography, used for the characterisation of polymers. Teknokroma can coat your polymer in our fused silica column.

**FOR OTHER PHASES NOT INCLUDED IN THIS LIST
CONTACT OUR TECHNICAL DEPARTMENT**



TK Guard Columns (Retention Gap)



NON POLAR
MEDIUM POLAR (INTERMEDIATE)
POLAR
AQUASAFE
BASE-DEACTIVATED

NON POLAR

Methyl deactivated, suitable for pentane/hexane and other non polar solvents.

Internal Diam.(mm)	Length (m)	Part. N°. (P/N)
0,25	3 x 1	TR-100012
	1 x 5	TR-100052
	1 x 10	TR-100042
	1 x 20	TR-100082
0,32	3 x 1	TR-100013
	1 x 5	TR-100053
	1 x 10	TR-100043
	1 x 20	TR-100083
0,53	3 x 1	TR-100015
	1 x 5	TR-100055
	1 x 10	TR-100045
	1 x 20	TR-100085

UNIVERSAL PRESS FIT CONNECTORS

Deactivated Universal	Description
TR-330001	Universal Press Fit 12pk
TR-330002	Universal Press Fit Angled Y/ 1 unit
TR-330032	Universal Press Fit Angled Y/ 3 units

MEDIUM POLAR (INTERMEDIATE)

Phenyl-methyl deactivated, USP (467) suitable for methylene chloride, hexane, toluene, and a wide range of similar solvents

Internal Diam.(mm)	Length (m)	Part. N°. (P/N)
0,25	3 x 1	TR-200012
	1 x 5	TR-200052
	1 x 10	TR-200042
	1 x 20	TR-200082
0,32	3 x 1	TR-200013
	1 x 5	TR-200053
	1 x 10	TR-200043
	1 x 20	TR-200083
0,53	3 x 1	TR-200015
	1 x 5	TR-200055
	1 x 10	TR-200045
	1 x 20	TR-200085

POLAR

Polyethylene glycol deactivated, suitable for methanol, water and a wide range of similar polar solvents.

Internal Diam.(mm)	Length (m)	Part. N°. (P/N)
0,25	3 x 1	TR-300012
	1 x 5	TR-300052
	1 x 10	TR-300042
0,32	1 x 20	TR-300082
	3 x 1	TR-300013
	1 x 5	TR-300053
	1 x 10	TR-300043
0,53	1 x 20	TR-300083
	3 x 1	TR-300015
	1 x 5	TR-300055
	1 x 10	TR-300045
	1 x 20	TR-300085

AQUASAFE

Proprietary deactivation suitable for water direct aqueous injections.

Internal Diam.(mm)	Length (m)	Part. N°. (P/N)
0,25	3 x 1	TR-310012
	1 x 5	TR-310052
	1 x 10	TR-310042
	1 x 20	TR-310082
0,32	3 x 1	TR-310013
	1 x 5	TR-310053
	1 x 10	TR-310043
	1 x 20	TR-310083
0,53	3 x 1	TR-310015
	1 x 5	TR-310055
	1 x 10	TR-310045
	1 x 20	TR-310085

BASE-DEACTIVATED

Proprietary deactivation suitable for analysis of amines and other basic compounds

Internal Diam.(mm)	Length (m)	Part. N°. (P/N)
0,25	3 x 1	TR-320012
	1 x 5	TR-320052
	1 x 10	TR-320042
	1 x 20	TR-320082
0,32	3 x 1	TR-320013
	1 x 5	TR-320053
	1 x 10	TR-320043
	1 x 20	TR-320083
0,53	3 x 1	TR-320015
	1 x 5	TR-320055
	1 x 10	TR-320045
	1 x 20	TR-320085

Teknokroma Metal Capillary Columns Stainless steel Teknokroma columns (TR-INOX)



- Chemical inertness comparable to that of fused silica
- Bonded and crosslinked
- Ideal for chromatographs in industrial control processes
- Practically unbreakable
- Enables the use of high analysis temperatures

Teknokroma can supply you with Teknokroma stainless steel columns with a 0.53 mm internal diameter and with an external diameter similar to that of fused silica semi-capillary columns, enabling you to use the same standard ferrules of 0.8 mm ID.

These columns are available with our most popular stationary phases.

To order a metallic column simply add the prefix INOX at the end of the corresponding reference to the column in the catalog.

For example: TRB-2887 of 10m x 0.53 mm x 2.65µm
P/N TR-192645

With stainless steel tube, 10m x 0.53 mm x 2.65µm
P/N TR-192645INOX

Columns for the Agilent GC 6850 5-inch column cage



For columns that have to be placed in the oven of the 6850 chromatograph, the column must be rolled up in a 5 inch cage. To order a column in a 5 inch cage you just need to add a 5 to the end of the catalog number of the corresponding column.

For example: TRB-5, 30m x 0.25 mm x 0.25µm
P/N TR-120232

With 5 inch cage, TRB-5, 30m x 0.25 mm x 0.25µm
P/N TR-1202325

TK USP Capillary Column Equivalents

USP CODE	General Description	Teknokroma Recommended Capillary Equivalent
G1	Dimethylpolysiloxane oil	TRB-1, TRB-1ms
G2	Dimethylpolysiloxane gum	TRB-1, TRB-1ms
G3	50%phenyl-50%methylpolysiloxane	TRB-50
G5	3-cyanopropylsiloxane	TR-CN100
G6	Poly(ethylenepropylene)glycol	TRB-F50
G8	90%-3-cyanopropyl-10%phenylmethylsiloxane	TR-CN100
G9	Methylvinylpolysiloxane	TRB-1, TRB-1ms
G14	Polyethylene glycol (MW = 951-1050)	TRB-WAX
G15	Polyethylene glycol (MW = 3000-3070)	TRB-WAX
G16	Polyethylene glycol (MW = 15000)	TRB-WAX
G19	25%phenyl-25%cyanopropylmethylsiloxane	TRB-225
G20	Polyethylene glycol (MW = 400-420)	Meta.WAX 400
G25	Polyethylene glycol TPA	TRB-FFAP
G27	5%phenyl-95%methylpolysiloxane	TRB-5, TRB-5ms, Meta.X5
G28	25%phenyl-75%-dimethylpolysiloxane	TRB-20
G32	20%phenylmethyl-80%-dimethylpolysiloxane	TRB-20
G35	Polyethylene glycol with Nitroterephthalic acid	TRB-FFAP
G36	1%vinyl-5%phenylmethylpolysiloxane	TRB-5, TRB-5ms, Meta.X5
G39	Polyethylene glycol (MW=1500)	TRB-WAX
G42	35%diphenyl-65%dimethylpolysiloxane	TRB-35
G43	6%cyanopropylphenyl-94%dimethylpolysiloxane	TRB-624, TRB-1301, TR-G43
G46	14%cyanopropylphenyl-86%dimethylpolysiloxane	TRB-1701

EPA Drinking Water Test Methods

EPA Method	Application	Recommended Teknokroma Capillary Column	Part Number
501.3	Trihalomethanes by GC/MS and SIM	TRB-624	TR-603035
		TRB-624	TR-603075
		TRB-624	TR-6030K5
		TRB-624	TR-601032
502.2	Volatile halogenated Organics in Water by Purge & Trap GC/PID/EI/CD	TRB-624	TR-603035
503.1	Volatile Aromatics & Unsaturated Organics by Purge & Trap GC	TRB-624	TR-603035
504.1	1,2-Dibromoethane (EDB), 1,2-Dibromo-3-chloropropane (DBCP), and 1,2,3-Trichloropropane (123TCP) by GC/MS	TRB-1	TR-110233
		TRB-624	TR-603035
		TRB-624	TR-601432
		TRB-1	TR-111033
505	Organohalide Pesticides & Aroclors by GC/ECD	TRB-50	TR-500533
		TRB-50	TR-500232
507	Nitrogen & Phosphorous containing Pesticides in Water by GC/NPD	TRB-5	TR-120232
		TRB-5ms	TR-520232
508	Chlorinated Pesticides in Water by GC/MS	TRB-1701	TR-130232
		TRB-5	TR-120232
513	2,3,7,8-Tetrachlorodibenzo-p-dioxin by GC/MS	TRB-5ms	TR-520232
		TRB-1	TR-110233
515.2	Determination of chlorinated acids in water using liquid-solid extraction & GC/ECD	TRB-5	TR-120233
		TRB-1701	TR-130233
524.2	Measurement of purgeable organic compounds in water by Purge & Trap capillary column GC/MS	TRB-5ms	TR-520233
		TRB-624	TR-601432
525	Organic compounds in drinking water by liquid-solid extraction and capillary column GC/MS	TRB-624	TR-603035
		TRB-624	TR-603075
525	Organic compounds in drinking water by liquid-solid extraction and capillary column GC/MS	TRB-624	TR-601863
		TRB-5	TR-120233
TRB-5ms	TR-520232		

EPA Solid Waste Test Methods

EPA Method	Application	Recommended Teknokroma Capillary Column	Part Number
8010	Halogenated volatile organics	TRB-624	TR-603075
		TRB-624	TR-601432
8015	Non- Halogenated volatile organics	TRB-624	TR-603035
		TRB-624	TR-601432
		TRB-624	TR-603035
		TRB-624	TR-601432
8020/8021	Aromatic volatile organic	TRB-624	TR-603035
8030/8031	Acrolein, acrylonitrile, acetonitrile	TRB-624	TR-603035
		TRB-624	TR-601432
8040/8041	Phenols	TRB-5	TR-121535
		TRB-5ms	TR-520232
8060/8061	Phthalate esters	TRB-1	TR-111515
		TRB-1ms	TR-510432
8080	Organochlorine pesticides and PCBs	TRB-5	TR-121535
		TRB-5ms	TR-520532
8081/8082	Organochlorine pesticides and PCBs as Arochlor	TRB-5	TR-121535
		TRB-1701	TR-131035
8090/8091	Nitroaromatics and cyclic ketones	TRB-5	TR-121535
		TRB-5ms	TR-520532
8100	Polynuclear aromatic hydrocarbons	TRB-5	TR-120233
		TRB-5ms	TR-520233
8120/8121	Chlorinated hydrocarbons	TRB-1	TR-111033
		TRB-1ms	TR-511033
8140	Organophosphorus pesticides	TRB-1	TR-111535
		TRB-1701	TR-131035
		TRB-1	TR-110232
		TRB-5	TR-121515
8141	Organophosphorus pesticides	TRB-5ms	TR-520212
		TRB-5	TR-121025
8150/8151	Chlorinated herbicides	TRB-1701	TR-131035
		TRB-5ms	TR-520232
8240	GC/MS for volatile organics	TRB-624	TR-603035
		TRB-624	TR-603075
		TRB-624	TR-6030K5
		TRB-624	TR-601032
8250	GC/MS for semi-volatile organics	TRB-5ms	TR-520532

EPA Solid Waste Test Methods

EPA Method	Application	Recommended Teknokroma Capillary Column	Part Number
8260	GC/MS method for volatile organics capillary techniques	TRB-624	TR-603035
		TRB-624	TR-603075
		TRB-624	TR-6030K5
		TRB-624	TR-601032
8270	GC/MS method for semi-volatile organics capillary techniques	TRB-5	TR-121032
8280	Analysis of polychlorinated dibenzo-p-dioxins and polychlorinated dibenzofurans	TRB-5ms	TR-521032
		TRB-5	TR-120232
		TRB-5ms	TR-520162

EPA Waste Water Test Methods

EPA Method	Application	Recommended Teknokroma Capillary Column	Part Number
601	Purgeable halocarbons	TRB-624	TR-603035
		TRB-624	TR-603075
		TRB-624	TR-6030K5
		TRB-624	TR-601032
602	Purgeable aromatics	TRB-624	TR-603035
		TRB-624	TR-6030K5
		TRB-624	TR-601032
		TRB-624	TR-603035
603	Acrolein and acrylonitrile	TRB-624	TR-603035
		TRB-624	TR-601032
604/605	Phenols and benzidines	TRB-5ms	TR-521435
		TRB-5ms	TR-520232
606	Phthalate esters	TRB-5	TR-121515
		TRB-5ms	TR-520232
		TRB-5	TR-121515
		TRB-5ms	TR-520232
607	Nitrosamines	TRB-5	TR-121535
		TRB-5ms	TR-520532
608	Organochlorine pesticides and PCBs	TRB-5	TR-121055
		TRB-5ms	TR-520752
609	Nitroaromatics and isophorone	TRB-5	TR-121535
		TRB-5ms	TR-520532

EPA Waste Water Test Methods

EPA Method	Application	Recommended Teknokroma Capillary Column	Part Number
610	Polycyclic-Aromatic Hydrocarbons	TRB-5	TR-120233
		TRB-5ms	TR-520133
611	Halocethers	TRB-5	TR-121515
		TRB-5ms	TR-520532
		TRB-5	TR-121033
612	Chlorinated hydrocarbons	TRB-5ms	TR-521032
		TRB-5ms	TR-520162
613	2,3,7,8-tetrachlorodibenzo-p-dioxin	TRB-1701	TR-131035
		TRB-1701	TR-130232
		TRB-50	TR-501035
615	Chlorinated herbicides	TRB-50	TR-500532
		TRB-624	TR-603035
624	Purgeables	TRB-624	TR-603075
		TRB-624	TR-6030K5
		TRB-624	TR-601432
		TRB-5ms	TR-520233
625	Base/neutral and acids	TRB-1ms	TR-510232
		TRB-5	TR-120233
680	Pesticides and PCBs in water and soil/ sediment	TRB-5ms	TR-520233
		TRB-624	TR-603035
1624	Volatile organic compounds by isotope dilution GC/MS	TRB-624	TR-601432
		TRB-5	TR-120232
1625	Semivolatile organic compounds by isotope dilution	TRB-5ms	TR-520232
		TRB-5	TR-120233
1663	Chlorinated phenols in waste water by in-situ MS acylation and GC low bleed/MS	TRB-5ms	TR-520233
		TRB-5ms	TR-520233

Method	Teknokroma P/N	Teknokroma Phase Recommendation	Sample
D1983	TR-882162	TR-CN100 60 m x 0.25 mm x 0.2 µm	FAME analysis
D2245	TR-882162	TR-CN100 60 m x 0.25 mm x 0.2 µm	Oils and oil acids in solvent-reducible paints
D2267	TR-960462	TR-TCEP 60 m x 0.25 mm x 0.40 µm	Aromatics in light naphthas and aviation gasolines
D2306	TR-140262	TRB-WAX 60 m x 0.25 mm x 0.25 µm	C8 aromatic hydrocarbons
D2360	TR-140263	TRB-WAX 60 m x 0.32 mm x 0.25 µm	Trace impurities in monocyclic aromatic hydrocarbons and total aromatic determination
D2426	TR-111535	TRB-1 30 m x 0.53 mm x 1.5 µm	Butadiene dimer and styrene in butadiene concentrates
D2456	TR-141035	TRB-WAX 30 m x 0.53 mm x 1.0 µm	Polyhydric alcohols in alkyd resins
D2505	TR-115035	TRB-1 30 m x 0.53 mm x 5 µm	Ethylene, other hydrocarbons, and carbon dioxide in dioxide in high-purity ethylene
D2597		30% SE-30 on Chromosorb PAW 80/100 - Molecular Sieve 13X 45/60	Analysis of demethanized hydrocarbon liquid mixtures containing nitrogen and carbon dioxide
D2580	TR-820423 TR-151035	Meta.X5 25 m x 0.32 mm x 0.4 µm TRB-FFAP 30 m x 0.53 mm x 1.0 µm	Phenols in water
D2600	TR-960462 TR-141223	TR-TCEP 60 m x 0.25 mm x 0.4 µm TRB-WAX 25 m x 0.32 mm x 1.2 µm	Aromatic traces in light saturated hydrocarbons
D2743	TR-882162	TR-CN100 60 m x 0.25 mm x 0.2 µm	Oil and oil acids
D2800	TR-882162	TR-CN100 60 m x 0.25 mm x 0.2 µm	FAME analysis
D2804	TR-141035 TR-571015	TRB-WAX 30 m x 0.53 mm x 1.0 µm TRB-F50 15 m x 0.53 mm x 1.0 µm	Purity of methyl ethyl ketone
D2887	TR-112645	TRB-1 10 m x 0.53 mm x 2.65 µm	Boiling range distribution of petroleum
Extended	TR-1108A5	TRB-1 5 m x 0.53 mm x 0.88 µm	
D2908	TR-601833 TR-603035 TR-140533 TR-141035	TRB-624 30 m x 0.32 mm x 1.8 µm TRB-624 30 m x 0.53 mm x 3.0 µm TRB-WAX 30 m x 0.32 mm x 0.5 µm TRB-WAX 30 m x 0.53 mm x 1.0 µm	Volatile organics in water
D2998	TR-111033	TRB-1 30 m x 0.32 mm x 1.0 µm	Polyhydric alcohols in alkyd resins
D2999	TR-111535	TRB-1 30 m x 0.53 mm x 1.5 µm	Monopentaerythritol in commercial pentaerythritol
D3009	TR-140533 TR-141035	TRB-WAX 30 m x 0.32 mm x 0.5 µm TRB-WAX 30 m x 0.53 mm x 1.0 µm	Composition of turpentine
D3054	TR-110553	TRB-1 50 m x 0.32 mm x 0.5 µm	Impurities in cyclohexane
D3086	TR-120752	TRB-5 50 m x 0.25 mm x 0.12 µm	Organochlorine pesticides in water
D3168	TR-111033 TR-111535	TRB-1 30 m x 0.32 mm x 1.0 µm TRB-1 30 m x 0.53 mm x 1.5 µm	Polymers in emulsion paints
D3257		25%Bis-(2-cyanoethyl)formamide on Chromosorb PAW	Aromatics in mineral spirits
D3271	TR-141035	TRB-WAX 30 m x 0.53 mm x 1.0 µm	Solvent analysis in paints
D3304	TR-120752	TRB-5 50 m x 0.25 mm x 0.12 µm	PCBs in environmental materials
D3328	TR-113033 TR-113035	TRB-1 30 m x 0.32 mm x 3.0 µm TRB-1 30 m x 0.53 mm x 3.0 µm	Comparison of waterborne petroleum oils
D3329	TR-141065	TRB-WAX 60 m x 0.53 mm x 1.0 µm	Purity of methyl isobutyl ketonespirits
D3432	TR-111033 TR-111535	TRB-1 30 m x 0.32 mm x 1.0 µm TRB-1 30 m x 0.53 mm x 1.5 µm	Toluene diisocyanates in urethane prepolymers
D3447	TR-115055	TRB-1 50 m x 0.53 mm x 5.0 µm	Purity of trichlorotrifluoroethane (CFC-113)
D3452	TR-111535	TRB-1 30 m x 0.53 mm x 1.5 µm	Identification of rubber
D3457	TR-882162	TR-CN100 60 m x 0.25 mm x 0.2 µm	FAME analysis
D3465	TR-115223 TR-111535	TRB-1 25 m x 0.32 mm x 0.52 µm TRB-1 30 m x 0.53 mm x 1.5 µm	Purity of monomeric plasticizers
D3524	TR-110845	TRB-1 10 m x 0.53 mm x 0.88 µm 10% OV-101 on Chromosorb WAW 80/100	Diesel fuel diluent used in diesel engine oil
D3525		10% Dexcel 300 on Chromosorb WAW 80/100	Gasoline diluent in used gasoline engine oils
D3534	TR-120252	TRB-5 50 m x 0.25 mm x 0.25 µm	PCBs in water
D3606	TR-510112 TR-960462	TRB-1ms 15 m x 0.25 mm x 0.1 µm TR-TCEP 60 m x 0.25 mm x 0.4 µm	Benzene and toluene in gasoline
D3687	TR-140533 TR-141035	TRB-WAX 30 m x 0.32 mm x 0.5 µm TRB-WAX 30 m x 0.53 mm x 1.0 µm	Volatile organic compounds
D3710	TR-1150J5	TRB-1 7.5 m x 0.53 mm x 5.0 µm	Boiling range distribution of gasoline and gasoline fractions
D3725	TR-151035	TRB-FFAP 30 m x 0.53 mm x 1.0 µm	Fatty acids in drying oils
D3760	TR-140263 TR-110563	TRB-WAX 60m x 0.32 mm x 0.25 µm TRB-1 60 m x 0.32 mm x 0.5 µm	Analysis of isopropylbenzene (cumene)

Method	Teknokroma P/N	Teknokroma Phase Recommendation	Sample
D3797	TR-140563	TRB-WAX 60 m x 0.32 mm x 0.5 µm	Analysis of o-Xylene
D3798	TR-140563	TRB-WAX 60m x 0.32 mm x 0.5 µm	Analysis of p-Xylene
	TR-140263	TRB-WAX 60 m x 0.32 mm x 0.25 µm	
D3876	TR-111033	TRB-1 30 m x 0.32 mm x 1.0 µm	Methoxyl and hydroxypropyl substitution in cellulose ether products
	TR-111535	TRB-1 30 m x 0.53 mm x 1.5 µm	
D3962	TR-151035	TRB-FFAP 30 m x 0.53 mm x 1.0 µm	Impurities in styrene
D4059	TR-120252	TRB-5 50 m x 0.25 mm x 0.25 µm	PCBs in insulating liquids
D4275	TR-113033	TRB-1 30 m x 0.32 mm x 3.0 µm	Butylated hydroxy toluene in ethylene and ethylenevinylacetate polymers
	TR-113035	TRB-1 30 m x 0.53 mm x 3.0 µm	
D4367		10% SE-30 on Chromosorb WAW 80/100 25% TCEP on Chromosorb PAW 80/100	Benzene in hydrocarbon solvents
D4415	TR-150233	TRB-FFAP 30 m x 0.32 mm x 0.25 µm	Determination of dimer and acrylic acid
D4420	TR-510112	TRB-1ms 15 m x 0.25 mm x 0.1 µm	Aromatics in gasoline
	TR-960462	TR-TCEP 60 m x 0.25 mm x 0.4 µm	
D4492	TR-140263	TRB-WAX 60 m x 0.32 mm x 0.25 µm	Analysis of benzene
D4534	TR-960462	TR-TCEP 60 m x 0.25 mm x 0.4 µm	Benzene content of cyclic products
D4735	TR-151035	TRB-FFAP 30 m x 0.53 mm x 1.0 µm	Trace thiophene in refined benzene
D4768	TR-151035	TRB-FFAP 30 m x 0.53 mm x 1.0 µm	Phenol and cresol inhibitors in insulating oils
D4815	TR-115035 + TCEP precolumn	TRB-1 30 m x 0.53 mm x 5.0 µm + TCEP precolumn (56cm)	MTBE, ETBE, TAME, DIPE, tert-amyl alcohol, C1-C4 alcohols in gasoline
D4864	TR-121515	TRB-5 15 m x 0.53 mm x 1.5 µm	Traces of methanol in propylene
D5008	TR-115045	TRB-1 10 m x 0.53 mm x 5.0 µm	Ethyl methyl pentanol content and purity of 2-ethylhexanol
	TR-140233	TRB-WAX 30 m x 0.32 mm x 0.25 µm	
D5060	TR-140563	TRB-WAX 60m x 0.32 mm x 0.5 µm	Impurities in high-purity ethylbenzene
D5134	TR-110559	TRB-50.2PONA 50 m x 0.20 mm x 0.5 µm	Impurities in high-purity ethylbenzene
D5135	TR-140563	TRB-WAX 60m x 0.32 mm x 0.5 µm	Styrene analysis
D5307		10% UCW-982 on Chromosorb PAW 80/100 3% OV-1 on Chromosorb WHP 80/100 10% SE-30 on Chromosorb PAW 80/100	Boiling range distribution of crude oil-simulated distillation of crude oil through 538°C
D5310	TR-120232	TRB-5 30 m x 0.25 mm x 0.25 µm	Tar acid composition
	TR-252129	TRB-225 25 m x 0.20 mm x 0.20 µm	
D5399	TR-113045	TRB-1 10 m x 0.53 mm x 3.0 µm	Boiling point distribution of hydrocarbon solvents
D5441	TR-110592	TRB-1 100m x 0.25 mm x 0.5 µm	Analysis of MTBE
	TR-110559	TRB-50.2PONA 50 m x 0.20 mm x 0.5 µm	
D5442	TR-110232	TRB-1 30 m x 0.25 mm x 0.25 µm	Analysis of petroleum waxes
	TR-120232	TRB-5 15 m x 0.25 mm x 0.25 µm	
D5480	TR-115065	TRB-1 60 m x 0.53 mm x 5.0 µm	Engine oil volatility by GC
D5501	TR-110592	TRB-1 100m x 0.25 mm x 0.5 µm	Ethanol content of denatured fuel ethanol
D5504	TR-974033	TRB-SULFUR 30 m x 0.32 mm x 4.0 µm	Sulfur compounds in natural gas and gaseous fuels by GC and SCD
D5580	TR-115035 + TCEP precolumn	TRB-1 30 m x 0.53 mm x 5.0 µm + TCEP precolumn (56cm)	Aromatics in gasoline
D5599	TR-111062	TRB-1 60m x 0.25 mm x 1.0 µm	Oxygenates in gasoline by GC and oxygen selective flame ionization detector
D5623	TR-114033	TRB-1 30m x 0.32 mm x 4.0 µm	Sulfur compounds in light petroleum liquids by GC and sulfur selective detection
D5713	TR-110559	TRB-50.2PONA 50 m x 0.20 mm x 0.5 µm	Analysis of high-purity benzene for cyclohexane feedstock by capillary GC
D5769	TR-111062	TRB-1 60m x 0.25 mm x 1.0 µm	Determination of benzene, toluene and total aromatics in finished gasoline by GC/MS
	TR-115063	TRB-1 60 m x 0.32 mm x 5.0 um	
D5917	TR-140263	TRB-WAX 60m x 0.32 mm x 0.25 µm	Trace impurities in monocyclic aromatic hydrocarbons by GC and external calibration
D6144	TR-111062	TRB-1 60m x 0.25 mm x 1.0 µm	alpha-Methylstyrene by capillary GC
D6159	TR-115035	TRB-1 30 m x 0.53 mm x 5.0 µm	Hydrocarbon impurities in ethylene
E0202	TR-812122	Meta.WAX 25 m x 0.25 mm x 0.2 µm	Analysis of glycols
E1100	TR-810535	Meta.WAX 30 m x 0.53 mm x 0.50 µm	Analysis of denatured ethanol

Method	Method Name	Teknokroma Phase Recommendation	Teknokroma P/N
1000	Allyl chloride	TRB-624 30 m x 0.25 mm I.D., 1.4 µm	TR-601432
1001	Methyl chloride	TRB-624 30 m x 0.25 mm I.D., 1.4 µm	TR-601432
1002	Chloroprene	TRB-624 30 m x 0.25 mm I.D., 1.4 µm	TR-601432
1003	Halogenated hydrocarbons	TRB-624 30 m x 0.25 mm I.D., 1.4 µm	TR-601432
1004	sym-Dichloroethyl ether	TRB-624 30 m x 0.25 mm I.D., 1.4 µm	TR-601432
1005	Methylene chloride	TRB-624 30 m x 0.25 mm I.D., 1.4 µm	TR-601432
1006	Trichlorofluoromethane	TRB-624 30 m x 0.25 mm I.D., 1.4 µm	TR-601432
1007	Vinyl chloride	TRB-624 30 m x 0.25 mm I.D., 1.4 µm	TR-601432
1008	Ethylene dibromide	TRB-624 30 m x 0.25 mm I.D., 1.4 µm	TR-601432
1009	Vinyl bromide	TRB-624 30 m x 0.25 mm I.D., 1.4 µm	TR-601432
1010	Epichlorohydrin	SupraWAX-280 15 m x 0.32 mm I.D., 0.5 µm	TR-830513
1011	Ethyl bromide	TRB-624 30 m x 0.25 mm I.D., 1.4 µm	TR-601432
1012	Dibromodifluoromethane	TRB-624 30 m x 0.25 mm I.D., 1.4 µm	TR-601432
1013	1,2-Dichloropropane	TRB-624 30 m x 0.25 mm I.D., 1.4 µm	TR-601432
1014	Methyl iodide	TRB-624 30 m x 0.25 mm I.D., 1.4 µm	TR-601432
1015	Vinylidene chloride	TRB-624 30 m x 0.25 mm I.D., 1.4 µm	TR-601432
1016	1,1,1,2-Tetrachloro-2,2-difluoroethane and 1,1,2,2-Tetrachloro-1,2-difluoroethane	TRB-624 30 m x 0.25 mm I.D., 1.4 µm	TR-601432
1017	Bromotrifluoromethane	TRB-624 30 m x 0.25 mm I.D., 1.4 µm	TR-601432
1018	Dichlorodifluoromethane and 1,2-Dichlorotetrafluoroethane	TRB-624 30 m x 0.25 mm I.D., 1.4 µm	TR-601432
1019	1,1,2,2-Tetrachloroethane	TRB-624 30 m x 0.25 mm I.D., 1.4 µm	TR-601432
1020	1,1,2-Trichloro-1,2,2-trifluoroethane	TRB-624 30 m x 0.25 mm I.D., 1.4 µm	TR-601432
1022	Trichloroethylene	TRB-624 30 m x 0.25 mm I.D., 1.4 µm	TR-601432
1300	Ketones 1	SupraWAX-280 30 m x 0.32 mm I.D., 0.5 µm	TR-830533
1301	Ketones 2	SupraWAX-280 30 m x 0.32 mm I.D., 0.5 µm	TR-830533
1400	Alcohols 1	SupraWAX-280 30 m x 0.32 mm I.D., 0.5 µm	TR-830533
1401	Alcohols 2	SupraWAX-280 30 m x 0.32 mm I.D., 0.5 µm	TR-830533
1402	Alcohols 3	SupraWAX-280 30 m x 0.32 mm I.D., 0.5 µm	TR-830533
1403	Alcohols 4	SupraWAX-280 15 m x 0.32 mm I.D., 0.5 µm	TR-830513
1450	Esters 1	SupraWAX-280 30 m x 0.32 mm I.D., 0.5 µm	TR-830533
1500	Hydrocarbons, BP 36-126°C	TRB-1 30 m x 0.25 mm I.D., 0.25 µm	TR-110232
1501	Hydrocarbons, aromatic	Meta.X5 30 m x 0.25 mm I.D., 0.25 µm	TR-820232
1550	Naphthas	TRB-1 60 m x 0.25 mm I.D., 0.25 µm	TR-110262
1551	Turpentine	TRB-1 60 m x 0.25 mm I.D., 0.25 µm	TR-110262
1602	Dioxane	SupraWAX-280 15 m x 0.32 mm I.D., 0.5 µm	TR-830513
1603	Acetic acid	TRB-FFAP 15 m x 0.25 mm I.D., 0.25 µm	TR-150212
1604	Acrylonitrile	SupraWAX-280 15 m x 0.32 mm I.D., 0.5 µm	TR-830513
1606	Acetonitrile	SupraWAX-280 15 m x 0.32 mm I.D., 0.5 µm	TR-830513
1608	Glycidol	SupraWAX-280 15 m x 0.32 mm I.D., 0.5 µm	TR-830513
1609	Tetrahydrofuran	TRB-1 15 m x 0.25 mm I.D., 0.25 µm	TR-110212
1610	Ethyl ether	SupraWAX-280 15 m x 0.32 mm I.D., 0.5 µm	TR-830513
1611	Methylal	SupraWAX-280 15 m x 0.32 mm I.D., 0.5 µm	TR-830513
1612	Propylene oxide	SupraWAX-280 15 m x 0.32 mm I.D., 0.5 µm	TR-830513
1613	Pyridine	SupraWAX-280 15 m x 0.32 mm I.D., 0.5 µm	TR-830513
1614	Ethylene oxide	SupraWAX-280 15 m x 0.32 mm I.D., 0.5 µm	TR-830513
1615	Methyl-tert-butyl ether	SupraWAX-280 15 m x 0.32 mm I.D., 0.5 µm	TR-830513
2000	Methanol	SupraWAX-280 15 m x 0.32 mm I.D., 0.5 µm	TR-830513
2001	Cresol, all isomers	SupraWAX-280 30 m x 0.32 mm I.D., 0.5 µm	TR-830232
2002	Amines, aromatic	Meta.X5 30 m x 0.25 mm I.D., 1.0 µm	TR-821032
2003	1,1,2,2-Tetrabromoethane	TRB-624 30 m x 0.25 mm I.D., 1.4 µm	TR-601432
2004	Dimethylacetamide and dimethylformamide	SupraWAX-280 15 m x 0.32 mm I.D., 0.5 µm	TR-830513
2005	Nitrobenzenes	SupraWAX-280 15 m x 0.32 mm I.D., 0.5 µm	TR-830513
2007	Aminoethanol compounds	TRB-1 15 m x 0.25 mm I.D., 1.0 µm	TR-111012
2500	2-Butanone	SupraWAX-280 15 m x 0.32 mm I.D., 0.5 µm	TR-830513
2501	Acrolein	SupraWAX-280 15 m x 0.32 mm I.D., 0.5 µm	TR-830513
2503	Acrolein	Meta.X5 15 m x 0.25 mm I.D., 0.25 µm	TR-820212
2504	Tetraethyl pyrophosphate	TRB-1 15 m x 0.25 mm I.D., 0.25 µm	TR-110212

Method	Method Name	Teknokroma Phase Recommendation	Teknokroma P/N
2505	Furfuryl alcohol	SupraWAX-280 15 m x 0.32 mm I.D., 0.5 µm	TR-830513
2506	Acetone cyanohydrin	TRB-1 15 m x 0.25 mm I.D., 1.0 µm	TR-111012
2507	Nitroglycerine and ethylene glycol dinitrate	SupraWAX-280 15 m x 0.32 mm I.D., 0.5 µm	TR-830513
2508	Isophorone	TRB-1 15 m x 0.25 mm I.D., 0.25 µm	TR-110212
2510	1-Octanethiol	Meta.X5 15 m x 0.25 mm I.D., 0.25 µm	TR-820212
2513	Ethylene chlorohydrin	SupraWAX-280 15 m x 0.32 mm I.D., 0.5 µm	TR-830513
2515	Diazomethane	TRB-1 15 m x 0.32 mm I.D., 0.25 µm	TR-110213
2516	Dichlorofluoromethane	TRB-624 30 m x 0.25 mm I.D., 1.4 µm	TR-601432
2517	Pentachloroethane	Meta.X5 30 m x 0.25 mm I.D., 0.5 µm	TR-820532
2518	Hexachloro-1,3-cyclopentadiene	TRB-624 30 m x 0.25 mm I.D., 1.4 µm	TR-601432
2519	Ethyl chloride	TRB-624 30 m x 0.25 mm I.D., 1.8 µm	TR-601833
2520	Methyl bromide	TRB-624 30 m x 0.25 mm I.D., 1.8 µm	TR-601833
2521	Methylcyclohexanone	SupraWAX-280 30 m x 0.32 mm I.D., 0.5 µm	TR-830533
2522	Nitrosamines	Meta.X5 30 m x 0.25 mm I.D., 0.5 µm	TR-820532
2523	1,3-Cyclopentadiene	TRB-1 15 m x 0.32 mm I.D., 1.0 µm	TR-111013
2524	Dimethylsulfate	SupraWAX-280 15 m x 0.32 mm I.D., 0.5 µm	TR-830513
2525	1-Butanethiol	TRB-1 15 m x 0.32 mm I.D., 1.0 µm	TR-111013
2526	Nitroethane	SupraWAX-280 15 m x 0.32 mm I.D., 0.5 µm	TR-830513
2527	Nitromethane	Meta.X5 30 m x 0.25 mm I.D., 0.25 µm	TR-820232
2528	2-Nitropropane	Meta.X5 30 m x 0.25 mm I.D., 0.25 µm	TR-820232
2529	Furural	SupraWAX-280 30 m x 0.32 mm I.D., 0.5 µm	TR-830533
2530	Biphenyl	Meta.X5 15 m x 0.25 mm I.D., 0.25 µm	TR-820212
2531	Gluteraldehyde	SupraWAX-280 30 m x 0.32 mm I.D., 0.5 µm	TR-830533
2533	Tetraethyl lead (as Pb)	TRB-1 15 m x 0.25 mm I.D., 0.25 µm	TR-110212
2534	Tetramethyl lead (as Pb)	TRB-1 15 m x 0.25 mm I.D., 0.25 µm	TR-110212
2536	Valeraldehyde	SupraWAX-280 15 m x 0.32 mm I.D., 0.5 µm	TR-830513
2537	Methylmethacrylate	SupraWAX-280 15 m x 0.32 mm I.D., 0.5 µm	TR-830513
2538	Acetaldehyde	TRB-1301 15 m x 0.32 mm I.D., 1.0 µm	TR-601013
2539	Aldehydes, Screening	TRB-1 30 m x 0.32 mm I.D., 0.25 µm	TR-110232
2541	Formaldehyde	TRB-1701 30 m x 0.25 mm I.D., 0.25 µm	TR-130232
3502	Phenol	Meta.X5 15 m x 0.25 mm I.D., 0.25 µm	TR-820212
3700	Benzene	SupraWAX-280 15 m x 0.32 mm I.D., 0.5 µm	TR-830513
3702	Ethylene oxide	SupraWAX-280 30 m x 0.32 mm I.D., 0.5 µm	TR-830533
4000	Toluene	TRB-5 30 m x 0.25 mm I.D., 0.25 µm	TR-120232
5012	EPN, malathion, and parathion	Meta.X5 15 m x 0.25 mm I.D., 0.25 µm	TR-820212
5014	Chlorinated terphenyl (60% chlorine)	Meta.X5 15 m x 0.25 mm I.D., 0.25 µm	TR-820212
5017	Dibutyl phosphate	Meta.X5 15 m x 0.25 mm I.D., 0.25 µm	TR-820212
5019	Azelaic acid	TRB-1 15 m x 0.32 mm I.D., 0.25 µm	TR-110213
5020	Dibutyl phthalate and Di (2-ethylhexyl) phthalate	Meta.X5 15 m x 0.25 mm I.D., 0.25 µm	TR-820212
5021	o-Terphenyl	TRB-1 30 m x 0.25 mm I.D., 0.25 µm	TR-110232
5025	Chlorinated diphenyl ether	Meta.X5 15 m x 0.25 mm I.D., 0.25 µm	TR-820212
5029	4,4-Dimethylenedianiline	TRB-5 15 m x 0.25 mm I.D., 0.25 µm	TR-120212
5500	Ethylene glycol	SupraWAX-280 15 m x 0.32 mm I.D., 0.5 µm	TR-830513
5502	Aldrin and lindane	Meta.X5 15 m x 0.25 mm I.D., 0.25 µm	TR-820212
5503	Polychlorobiphenyls	Meta.X5 30 m x 0.25 mm I.D., 0.25 µm	TR-820232
5506	Polynuclear aromatic hydrocarbons	Meta.X5 30 m x 0.25 mm I.D., 0.25 µm	TR-820232
5509	Benzidine and 3,3-dichlorobenzidine	TRB-5 15 m x 0.53 mm I.D., 1.5 µm	TR-121515
5510	Chlordane	Meta.X5 15 m x 0.25 mm I.D., 0.25 µm	TR-820212
5514	Demeton	TRB-5 15 m x 0.25 mm I.D., 0.25 µm	TR-120212
5515	Polynuclear aromatic hydrocarbons (in the presence of isocyanates)	Meta.X5 30 m x 0.25 mm I.D., 0.25 µm	TR-820232
5516	2,4- and 2,6-Toluenediamine	TRB-5 30 m x 0.25 mm I.D., 0.25 µm	TR-120232
5517	Polychlorobenzenes	TRB-1 15 m x 0.25 mm I.D., 0.25 µm	TR-110212
5518	Naphthylamines	Meta.X5 30 m x 0.25 mm I.D., 0.25 µm	TR-820232
5519	Endrin	Meta.X5 30 m x 0.25 mm I.D., 0.25 µm	TR-820232



DESCRIPTION	SOLID SUPPORT	USP CODE
Siliceous earth	Silcoport® Chromosorb® WHP	S1A
Siliceous earth, treated as S1A and both acid-and base-washed	Silcoport® WBW	S1AB
Crushed firebrick, calcined or burned with a clay binder above 900°C, acid-washed, may be silanized	Chromosorb® PAW DMDCS	S1C
Untreated siliceous earth	Chromosorb® W NAW	S1NS
Styrene-divinylbenzene copolymer with nominal surface area of less than 50m ² /g and ave. pore diameter of 0.3 - 0.4 mm	Chromosorb® 101	S2
Styrene-divinylbenzene copolymer with nominal surface area of 500 to 600m ² /g and ave. pore diameter of 0.0075 mm	Hayesep® Q Porapak® Q	S3
Styrene-divinylbenzene copolymer with aromatic -O and -N groups having a nominal surface area of 400 to 600m ² /g and ave. pore diameter of 0.0076 mm	Hayesep® R Porapak® R	S4
High molecular weight tetrafluorethylene polymer, 40-60 mesh	Chromosorb® T	S5
Styrene-divinylbenzene copolymer with nominal surface area of 250-350m ² /g and ave. pore diameter of 0.0091 mm	Chromosorb® 102, Porapak®, Hayesep®, CarboBlack®	S6
Graphitized carbon having a nominal surface area of 12m ² /g	CarboBlack®	S7
Copolymer of 4-vinyl-pyridine and styrene divinylbenzene	Hayesep® S, Porapak® S	S8
Porous polymer based on 2,6-diphenyl-p-phenylene oxide	Tenax® TA	S9
Highly cross-linked copolymer of acrylonitrile and divinylbenzene	Hayesep® C	S10
Graphitized carbon having a nominal surface area of 100m ² /g, modified with small amounts of petrolatum and polyethylene glycol compound	CarboBlack® B 80/120 3%Rt 1500	S11
Graphitized carbon having a nominal surface area of 100m ² /g	CarboBlack® B	S12



These columns have been used for the last 50 years in all kinds of analyses for gas chromatography.

"Packed column use today is understandable due to the wide range of solid support packings available and to their high on-column sample capacity. These aspects make packed columns quite versatile for a wide range of applications".

"Today Packed columns are still demonstrating their utility in the solution of many analytical problems where it is not necessary to use the high resolution of capillary columns".

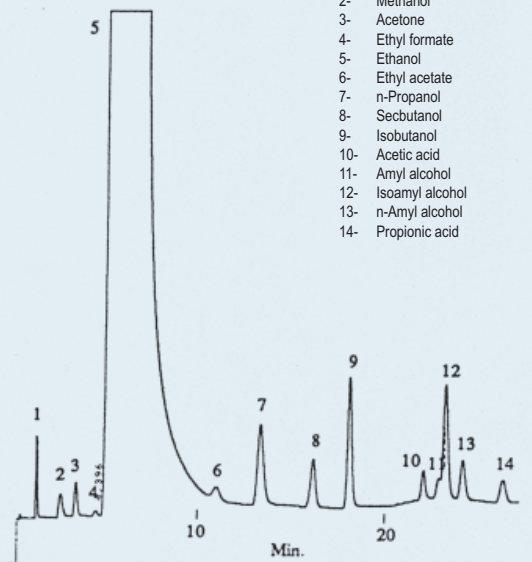
"Teknokroma has packed columns since its beginnings and have always provided a wide range and latest advantages in this area of gas chromatography. Within these new advances we showcase the latest advance in micro-packed columns (0,75mm and 1,00mm ID) and new bonded phase packings".

PACKED COLUMNS

Column: 5% Carbowax 20M CarboBlack B/AW, 80/120 mesh
 Dimensions: 2m x 1/8" OD X 2mm ID, (Silcosteel)
 Injection: 1 µl standard, 175°C
 Carrier Gas: He, 15mL/min
 Oven temperature: 60°C(6min) @ 10°C/min to 150°C(7min)
 Detector: FID, 175°C

Peak Name

- 1- Acetaldehyde
- 2- Methanol
- 3- Acetone
- 4- Ethyl formate
- 5- Ethanol
- 6- Ethyl acetate
- 7- n-Propanol
- 8- Secbutanol
- 9- Isobutanol
- 10- Acetic acid
- 11- Amyl alcohol
- 12- Isoamyl alcohol
- 13- n-Amyl alcohol
- 14- Propionic acid

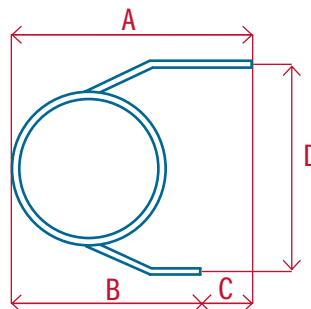


WE CAN SUPPLY YOU ANY KIND OF COLUMNS... JUST ASK FOR THEM!

Tubing	External Diameter (OD)	Internal Diameter (ID)
Glass	1/4"	2mm, 3mm and 4mm
Stainless Steel	1/4" and 1/8"	4mm, 3mm and 2mm
Silcosteel®	1/4" and 1/8"	5.2mm and 2mm
	1/16"	0.75mm and 1mm
Nickel, Teflon and Copper	1/8"	2 mm

Columns can be delivered pre-conditioned or conditioned and proved at an extra cost (please inquire).

To Order a Packed Column Specify the Following



Physical Dimensions

A: _____
 B: _____
 C: _____
 D: _____

Chromatograph manufacturer:

Model: _____
 Tubing material: _____
 Length: _____ O.D. _____ I.D. _____

Packing Description

Percentage of coating: _____ Phase: _____
 Support: _____
 Treatment (WAW,,WHP,,): _____ Mesh size: _____

Comments: _____

DESCRIPTION	T LIMITS (°C)	USP CODE
Alltech AT™-1000	50/250	G35
Apiezon® L	50/300	-
Apiezon® M	50/300	-
Bentone 34	0/180	-
N,N-bis-(2-Cyanoethyl)formamide (BCEF)	20/125	-
N,N-bis-(p-Methoxybenzylidene)-a,a'-bi-p-toluidine (BMBT)	150	-
Bis-(2-ethoxyethyl) Adipate (BEEA)	150	-
Bis-(2-methoxyethyl) Adipate (BMEA)	150	-
Carbowax® 400	20/100	G20
Carbowax® 540	40/175	G39
Carbowax® 600	20/125	-
Carbowax® 1000	40/150	G14
Carbowax® 1540	50/175	G39
Carbowax® 3350	60/200	G15
Carbowax® 6000	60/200	-
Carbowax® 20M	60/225	G16
Carbowax® 20M-TPA	60/250	G25
DC-200, 350cstk (Methyl)	20/250	-
DC-200, 500cstk (Methyl)	20/250	-
DC-550, (25%-Phehyl)	20/225	G28
Dexsil® 300GC	50/400	G33
Di-n-butyl Maleate	20/50	-
Di-n-decyl phthalate	10/175	-
Di(2-ethylhexyl)sebacate	0/125	G11
Diethyleneglycol Adipate	20/210	-
Diethyleneglycol Succinate	20/200	G4
Diglycerol	20/100	-
2,4-Dimethylsulfonate	0/50	-
Dinonyl Phthalate	20/150	-
Diisodecyl Phthalate	20/150	G24
Ethyleneglycol Adipate	100/210	G40
Ethyleneglycol Succinate	100/210	-
Fluorad FC-431	40/200	-
FFAP	50/250	G35
Halocarbon oil 14-25	150	-
Igepal® CO-630	30/200	-
Igepal® CO-880 (Nonoxynol)	100/200	G31
Igepal® CO-990	100/200	-
Kel-F® Oil No.10	100	-
Neopentylglycol Succinate	50/230	G21
OV™-1 (Methyl gum)	100/350	G2
OV™-17 (50% phenyl)	20/350	G3
OV™-17-Vinyl (50% phenyl)	300+	-

DESCRIPTION	T LIMITS (°C)	USP CODE
OV™-25 (75% phenyl)	300	G17
OV™-101 (Methyl fluid)	20/350	G1
OV™-210 (50% Trifluoropropyl)	20/275+	G6
OV™-225 (25% phenyl, 25% cyanopropyl methyl)	20/250+	G19
OV™-275 (Dicyanoallyl)	250+	-
OV™-1701	0/250	-
b,b-Oxydipropionitrile	0/75	-
Phenyldiethanolamine Succinate	0/230	G12
Polyethylene glycol adipate	0/225	G23
Polyethyleneimine	0/175	-
Polyphenyl ether (5 rings) OS-124	0/200	-
Polyphenyl ether (6 rings) OS-138	0/225	-
Polypropylene glycol	0/150	-
Polypropyleneimine	0/200	-
QF-1 (50% Trifluoropropyl)	20/250	-
SE-30 (Methyl gum)	75/300	-
SE-30 (GC grade)	75/300	G2
SE-52 (5% Phenyl)	50/300	G27
SE-54 (5% Phenyl, 1% Vinyl)	50/300	G36
Sebaconitrile	150	-
Silar® 5CP (50% Cyanopropyl Phenyl Silicone)	50/250	G7
Silar® 9CP (90% Cyanopropyl Phenyl Silicone)	50/250	G8
Silar® 10C (100% Cyanopropyl Silicone)	50/250	G5
Sorbitol	100/150	G13
SP-1200	25/200	-
SP-2100 (Methyl silicone)	0/350	G1
SP-2300 (Polycyanopropylphenylsiloxane)	20/275	G7
SP-2330 (Poly(80%-biscyanopropyl-20%-cyanopropylphenyl)siloxane)	25/275	G8
SP-2340 (Polybiscyanopropylsiloxane)	25/275	G5
Squalene	20/150	-
SUPEROX® 4 (4.000.000 MW)	300	-
SUPEROX® 20M (20.000 MW)	60/250	-
Tetracyanoethylated Pentaerythritol (TCEPE)	30/150	-
Tetrahydroxyethylethylene Diamine (THEED)	125	-
1,2,3-Tris-(2-cyanoethoxy)propane (TCEP)	20/180	-
Triton® X-100	0/200	-
Triton® X-305 (Octylphenoxy Polyethoxy-ethanol)	20/250	-
UC W-98 (UC-W982)	80/300+	G9
UCON LB-1800-X (Polyalkylene Glycol)	200	G18
Versamid® 900	275	-

For other stationary phases please inquire